

ภาคผนวกที่ 4

เอกสารสอบเทียบความถูกต้องของเครื่องมือตรวจวัดคุณภาพสิ่งแวดล้อม

**ตารางสรุปรายการเอกสารการสอบเทียบความถูกต้องของเครื่องมือเก็บตัวอย่าง
และเครื่องมือตรวจวิเคราะห์คุณภาพสิ่งแวดล้อม**

รายการตรวจวัด	เครื่องมือเก็บตัวอย่าง	เครื่องมือตรวจวิเคราะห์
	ชื่อเครื่องมือ	ชื่อเครื่องมือ
1. คุณภาพอากาศในบรรยากาศ Total Suspended Particulate	High Volume Air Sampler Rec No. B03, B10, B18, B20, B29 Blow No. B03, B10, B18, B20, B29	Digital Balance
PM ₁₀	High Volume PM _{2.5} Air Sampler No. B01, R7, R12, R15, R21 Blow No. B01, R7, R12, R15, R21	Digital Balance
PM _{2.5}	High Volume PM _{2.5} Air Sampler No. B01, B05, B06, B07, B9, B10	Digital Balance
Sulfur Dioxide	SO ₂ Analyzer No. B01, B04, B06, B07, R13	SO ₂ Analyzer No. B01, B04, B06, B07, R13
Nitrogen Dioxide	NO _x Analyzer No. B06, B08, B09, B16, B18	NO _x Analyzer No. B06, B08, B09, B16, B18
Hydrogen Chloride	High Volume Air Sampler Rec No. B02, B03, B04 Blow No. B02, B03, B05	-
2. คุณภาพอากาศจากปล่อง Total Suspended Particulate	Console No. B01, B05 Pitot Tube No. B21, B35	Digital Balance
Oxides of Nitrogen	Vacuum Gauge	Spectrophotometer
Sulfur Dioxide	Personal Pump SKC No. B23, B53 Rotameter No. H-B08	-
Sodium Hydroxide	Console No. B05 Pitot Tube No. B35	Inductively Couple Plasma (ICP)
Oil Mist	Console No. B05 Pitot Tube No. B48	Infrared Spectrophotometer (IR)
Hydrogen Chloride	Personal Pump SKC No. B07, B13, B26 Rotameter No. H-B08, B09	Ion Chromatography (IC)
3. ระดับเสียงในบรรยากาศ 3.1 ระดับเสียงริมรั้วโรงงาน L _{eq} 24 hr	Acoustic Calibrator Sound Level Meter No. ACO- B13, B19, B26, B30	-
3.2 ระดับเสียงในชุมชน L _{eq} 24 hr	Acoustic Calibrator Sound Level Meter No. ACO-B06, B07, B09, B17, B28, B32	-
4. คุณภาพน้ำ pH	-	pH Meter
Conductivity	-	Conductivity Meter
Total Suspended Solids	-	Digital Balance
Total Dissolved Solids	-	Digital Balance
BOD ₅	-	BOD Analyzer
COD	-	COD Reactor
Grease & Oil	-	Digital Balance
Total Iron	-	Inductively Couple Plasma (ICP)

ตารางสรุปรายการเอกสารการสอบเทียบความถูกต้องของเครื่องมือเก็บตัวอย่าง
และเครื่องมือตรวจวิเคราะห์คุณภาพสิ่งแวดล้อม (ต่อ)

รายการตรวจวัด	เครื่องมือเก็บตัวอย่าง	เครื่องมือตรวจวิเคราะห์
	ชื่อเครื่องมือ	ชื่อเครื่องมือ
4. คุณภาพน้ำ (ต่อ) Total Coliform Bacteria	-	Incubator
		Water Bath
Manganese	-	Inductively Couple Plasma (ICP)
Total Chromium		Inductively Couple Plasma (ICP)
Mercury	-	AAS
Temperature	-	Thermometer
Lead	-	Inductively Couple Plasma (ICP)
Total Aluminum	-	Inductively Couple Plasma (ICP)
Cadmium	-	AAS
		Inductively Couple Plasma (ICP)
Arsenic	-	AAS
Zinc	-	Inductively Couple Plasma (ICP)
Nickel	-	Inductively Couple Plasma (ICP)
Copper	-	Inductively Couple Plasma (ICP)
Aluminum	-	Inductively Couple Plasma (ICP)
Sulfate		Spectrophotometer
Chromium		Inductively Couple Plasma (ICP)
Selenium		AAS
5. คุณภาพดิน		
Total Iron	-	Inductively Couple Plasma (ICP)
Total Manganese	-	Inductively Couple Plasma (ICP)
Total Chromium	-	Inductively Couple Plasma (ICP)
Total Lead	-	Inductively Couple Plasma (ICP)
6. ระดับความร้อนใน สถาน ประกอบการ WBGT	Digital Thermometer No. B11, B12, B28, B30, B32 Heat Stress WBGT Meter No. B11, B12, B28, B30, B32	-
7. คุณภาพอากาศในสถาน ประกอบการ		
Total Dust	Personal Pump No. B53, B89 Rotameter No. H-B01, B10	Digital Balance
Respirable Dust	Personal Pump No. B54, B59 Rotameter No. H-B01, B10	Digital Balance
Hydrogen Chloride	Personal Pump No. B55, B85 Rotameter No. L-B01, B10	Ion Chromatography
8. ระดับเสียงในสถานประกอบการ L _{eq} 8 hr และ L _{max}	Acoustic Calibrator Sound Level Meter No. ACO-R10, R18, R33, R43, B07, B12, B13, B23, B46	-
9. ระดับเสียงติดตัวบุคคล Noise Dose	Acoustic Calibrator Sound Level Meter No. NMD- B11, B12, B13, B14, B15, B20, B19, B20	-

คุณภาพอากาศในบรรยากาศ



บริษัท เอส.พี.เอส. คอนซัลติ้ง เซอร์วิส จำกัด
S.P.S. CONSULTING SERVICE CO., LTD.
7 ซอยพหลโยธิน 24 ถนนพหลโยธิน แขวงจอมพล เขตจตุจักร กรุงเทพฯ 10900
7 Soi Phaholyothin 24, Phaholyothin Rd., Jompol, Chalocheak, Bangkok 10900
Tel : (662) 939-4370-72, Fax : (662) 513-4221, E-mail : sale@spscon.com, www.spscon.com

High Volume Air Sampler Calibration Report

Calibration Method : Multipoint Orifice Flow Transfer Standard

Model : TE 5025A

S/N : 3611

Calibration Data

High Volume Air Sampler Data		Calibration Data		
Recorder No.	Blower No.	Date	Actual Flowrate (ft ³ /min)	R ²
B01	B01	01/02/2023	$y = 1.278x - 5.652$	0.997
B02	B02	02/02/2023	$y = 1.147x + 0.663$	0.999
B03	B03	01/02/2023	$y = 1.123x - 0.622$	0.995
B04	B04	01/02/2023	$y = 1.229x - 4.835$	0.996
B05	B05	02/02/2023	$y = 1.280x - 6.358$	0.997
B06	B06	01/02/2023	$y = 1.251x - 5.438$	0.999
B07	B07	03/02/2023	$y = 1.165x - 3.515$	0.996
B08	B08	03/02/2023	$y = 1.269x - 7.559$	0.997
B09	B09	01/02/2023	$y = 1.198x - 2.843$	0.998
B10	B10	01/02/2023	$y = 1.128x + 0.785$	0.999
B11	B11	02/02/2023	$y = 1.138x - 1.752$	0.999
B12	B12	01/02/2023	$y = 1.195x - 4.080$	0.998
B13	B13	01/02/2023	$y = 1.254x - 5.913$	0.999
B14	B14	03/02/2023	$y = 1.291x - 7.822$	0.999
B15	B15	01/02/2023	$y = 1.149x - 1.829$	0.997
B16	B16	01/02/2023	$y = 1.287x - 7.502$	0.997
B17	B17	02/02/2023	$y = 1.207x - 4.147$	1.000
B18	B18	01/02/2023	$y = 1.277x - 7.238$	0.999
B19	B19	03/02/2023	$y = 1.243x - 6.520$	0.995
B20	B20	01/02/2023	$y = 1.267x - 7.055$	1.000
B21	B21	03/02/2023	$y = 1.141x - 1.101$	0.999
B22	B22	03/02/2023	$y = 1.221x - 5.534$	0.996
B23	B23	02/02/2023	$y = 1.197x - 4.328$	0.995
B24	B24	01/02/2023	$y = 1.159x - 2.269$	0.999
B25	B25	01/02/2023	$y = 1.050x + 2.684$	0.998
B26	B26	03/02/2023	$y = 1.253x - 6.203$	0.997
B27	B27	03/02/2023	$y = 1.220x - 5.822$	0.997
B28	B28	01/02/2023	$y = 1.251x - 6.762$	0.999
B29	B29	01/02/2023	$y = 1.201x - 3.793$	0.998
B30	B30	03/02/2023	$y = 1.242x - 6.540$	0.995
B31	B31	03/02/2023	$y = 1.255x - 6.608$	0.999
B32	B32	02/02/2023	$y = 1.249x - 6.292$	0.997
B33	B33	02/02/2023	$y = 1.260x - 5.168$	0.997
B34	B34	01/02/2023	$y = 1.272x - 7.454$	1.000





บริษัท เอส.พี.เอส. คอนซัลติ้ง เซอร์วิส จำกัด
S.P.S. CONSULTING SERVICE CO., LTD.
7 ซอยพหลโยธิน 24 ถนนพหลโยธิน แขวงจอมพล เขตจตุจักร กรุงเทพฯ 10900
7 Soi Phaholyothin 24, Phaholyothin Rd., Jompol, Chatuchak, Bangkok 10900
Tel : (662) 939-4370-72, Fax : (662) 513-4221, E-mail : sale@spscon.com, www.spscon.com

High Volume Air Sampler Calibration Report

Calibration Method : Multipoint Orifice Flow Transfer Standard

Model : TE 5025A

S/N : 3611

Calibration Data

High Volume Air Sampler Data		Calibration Data		
Recorder No.	Blower No.	Date	Actual Flowrate (ft^3/min)	R^2
B35	B35	01/02/2023	$y = 1.194x - 4.992$	0.995
B36	B36	02/02/2023	$y = 1.201x - 3.946$	0.997
B37	B37	02/02/2023	$y = 1.284x - 6.745$	0.997
B38	B38	02/02/2023	$y = 1.250x - 6.733$	0.998
B39	B39	01/02/2023	$y = 1.268x - 7.186$	0.998
B40	B40	03/02/2023	$y = 1.214x - 4.324$	0.998
B41	B41	03/02/2023	$y = 1.176x - 2.734$	0.999
B42	B42	02/02/2023	$y = 1.283x - 8.167$	0.997
B43	B43	02/02/2023	$y = 1.197x - 3.772$	0.996
B44	B44	02/02/2023	$y = 1.249x - 7.038$	0.995
R01	R01	01/02/2023	$y = 1.287x - 8.462$	0.998
R02	R02	01/02/2023	$y = 1.239x - 6.678$	0.998
R03	R03	03/02/2023	$y = 1.254x - 7.928$	0.999
R04	R04	02/02/2023	$y = 1.206x - 3.694$	0.999
R05	R05	02/02/2023	$y = 1.237x - 6.503$	0.997
R06	R06	02/02/2023	$y = 1.239x - 4.541$	0.995
R07	R07	03/02/2023	$y = 1.060x + 1.983$	0.999
R08	R08	03/02/2023	$y = 1.274x - 8.050$	0.998
R09	R09	02/02/2023	$y = 1.280x - 7.005$	0.998
R10	R10	03/02/2023	$y = 1.244x - 5.980$	1.000
R11	R11	03/02/2023	$y = 1.097x - 0.462$	0.998
R12	R12	02/02/2023	$y = 1.151x - 2.727$	0.995
R13	R13	02/02/2023	$y = 1.134x - 1.526$	1.000
R14	R14	02/02/2023	$y = 1.172x - 2.510$	0.999
R15	R15	01/02/2023	$y = 1.131x - 2.129$	0.998
R16	R16	01/02/2023	$y = 1.202x - 5.830$	0.998
R17	R17	01/02/2023	$y = 1.182x - 3.281$	0.998
R18	R18	03/02/2023	$y = 1.217x - 5.060$	0.999
R19	R19	03/02/2023	$y = 1.228x - 6.084$	0.998
R20	R20	03/02/2023	$y = 1.277x - 9.434$	0.997



บริษัท เอส.พี.เอส. คอนซัลติ้ง เซอร์วิส จำกัด
S.P.S. CONSULTING SERVICE CO., LTD.
7 ซอยพหลโยธิน 24 ถนนพหลโยธิน แขวงจอมพล เขตจตุจักร กรุงเทพฯ 10900
7 Soi Phaholyothin 24, Phaholyothin Rd., Jompol, Chatuchak, Bangkok 10900
Tel : (662) 939-4370-72, Fax : (662) 513-4221, E-mail : sale@spscon.com, www.spscon.com

High Volume PM-10 Air Sampler Calibration Report

Calibration Method : Multipoint Orifice Flow Transfer Standard

Model : TE 5025A

S/N : 3611

Calibration Data

High Volume PM-10 Data		Calibration Data		
Recorder No.	Blower No.	Date	Actual Flowrate (ft ³ /min)	R ²
B01	B01	02/02/2023	$y = 1.210x - 0.261$	0.997
B02	B02	02/02/2023	$y = 1.046x + 2.414$	0.998
B03	B03	02/02/2023	$y = 1.199x - 4.047$	0.996
B04	B04	02/02/2023	$y = 1.288x - 7.602$	0.997
B05	B05	01/02/2023	$y = 1.222x - 4.886$	1.000
B06	B06	01/02/2023	$y = 1.210x - 3.612$	0.996
B07	B07	03/02/2023	$y = 1.270x - 6.088$	0.999
B08	B08	01/02/2023	$y = 1.277x - 5.288$	0.998
B09	B09	03/02/2023	$y = 1.289x - 6.478$	0.999
B10	B10	03/02/2023	$y = 1.266x - 8.106$	0.997
B11	B11	01/02/2023	$y = 1.258x - 6.917$	0.995
B12	B12	02/02/2023	$y = 1.192x - 3.640$	0.998
B13	B13	02/02/2023	$y = 1.289x - 7.913$	0.998
B14	B14	02/02/2023	$y = 1.250x - 4.233$	0.999
B15	B15	01/02/2023	$y = 1.118x + 0.802$	0.999
B16	B16	03/02/2023	$y = 1.297x - 3.106$	0.998
B17	B17	01/02/2023	$y = 1.204x - 4.477$	0.996
B18	B18	02/02/2023	$y = 1.176x - 1.624$	0.998
B19	B19	02/02/2023	$y = 1.097x + 1.230$	0.999
B20	B20	03/02/2023	$y = 1.188x - 4.372$	0.999
B21	B21	03/02/2023	$y = 1.156x - 0.146$	0.996
B22	B22	03/02/2023	$y = 1.269x - 6.647$	0.998
B23	B23	02/02/2023	$y = 1.197x - 2.685$	1.000
B24	B24	02/02/2023	$y = 1.251x - 6.437$	0.995
B25	B25	01/02/2023	$y = 1.144x - 2.851$	0.997
B26	B26	01/02/2023	$y = 1.249x - 5.704$	0.996
B27	B27	01/02/2023	$y = 1.241x - 5.428$	0.997
B28	B28	01/02/2023	$y = 1.198x - 4.626$	0.998
B29	B29	02/02/2023	$y = 1.244x - 7.658$	0.997
B30	B30	02/02/2023	$y = 1.246x - 7.229$	0.997
B31	B31	02/02/2023	$y = 1.178x - 0.243$	0.995
B32	B32	03/02/2023	$y = 1.201x - 2.954$	0.998
B33	B33	03/02/2023	$y = 1.168x - 1.341$	0.997
B34	B34	01/02/2023	$y = 1.237x - 2.684$	0.995



บริษัท เอส.พี.เอส. คอนซัลติ้ง เซอร์วิส จำกัด
S.P.S. CONSULTING SERVICE CO., LTD.
7 ซอยพหลโยธิน 24 ถนนพหลโยธิน แขวงจอมพล เขตจตุจักร กรุงเทพฯ 10900
7 Soi Phaholyothin 24, Phaholyothin Rd., Jompol, Chatuchak, Bangkok 10900
Tel : (662) 939-4370-72 Fax : (662) 513-4221 E-mail : sale@spscon.com, www.spscon.com

High Volume PM-10 Air Sampler Calibration Report

Calibration Method : Multipoint Orifice Flow Transfer Standard

Model : TE 5025A

S/N : 3611

Calibration Data

High Volume PM-10 Data


Calibration Data

Recorder No.	Blower No.	Date	Actual Flowrate (ft ³ /min)	R ²
R01	R01	01/02/2023	y = 1.253x-8.016	0.996
R02	R02	01/02/2023	y = 1.246x-5.052	0.998
R03	R03	02/02/2023	y = 1.239x-5.451	0.999
R04	R04	03/02/2023	y = 1.263x-8.320	0.999
R05	R05	03/02/2023	y = 1.193x-4.904	0.998
R06	R06	03/02/2023	y = 1.270x-7.534	0.995
R07	R07	03/02/2023	y = 1.244x-5.727	0.998
R08	R08	02/02/2023	y = 1.277x-7.820	0.998
R09	R09	02/02/2023	y = 1.183x-5.015	0.996
R10	R10	01/02/2023	y = 1.200x-4.576	0.999
R11	R11	01/02/2023	y = 1.225x-4.833	0.995
R12	R12	03/02/2023	y = 1.273x-8.109	0.998
R13	R13	01/02/2023	y = 1.281x-6.830	1.000
R14	R14	01/02/2023	y = 1.288x-7.622	0.999
R15	R15	02/02/2023	y = 1.282x-8.311	0.997
R16	R16	02/02/2023	y = 1.246x-5.817	0.995
R17	R17	03/02/2023	y = 1.263x-7.123	0.999
R18	R18	03/02/2023	y = 1.203x-5.483	0.999
R19	R19	01/02/2023	y = 1.204x-4.399	0.996
R20	R20	01/02/2023	y = 1.259x-8.655	0.997



บริษัท เอส.พี.เอส. คอนซัลติ้ง เซอร์วิส จำกัด
S.P.S. CONSULTING SERVICE CO., LTD.
7 ซอยพหลโยธิน 24 ถนนพหลโยธิน แขวงจอมพล เขตจตุจักร กรุงเทพฯ 10900
7 Soi Phaholyothin 24, Phaholyothin Rd., Jompol, Chatuchak, Bangkok 10900
Tel : (662) 939-4370-72. Fax : (662) 513-4221. E-mail : sale@spscon.com... www.spscon.com

CALIBRATION REPORT			
PM2.5 AIR SAMPLER (VERY SHARP CUT CYCLONE-VSCC)			
DATE :	19 February 2023	BRAND :	BGI
MODEL :	PQ200	SERIAL NO.	000927
NO.	PM2.5-B01		
CALIBRATING CONDITION			
Pressure	1011	mmbar	Temp. 24.5 °C
% RH	48		
Calibration Method : Dry Cal Primary Flowmeter		Model : Defender 510 H	S/N : 136164
CALIBRATION SETTING			
detaCal	PM2.5 AIR SAMPLER		
Flowrate Reading, L/min	Initial Flowrate Reading (Before Adj.), L/min	% Dif.	Final Flowrate Reading (After Adj.), L/min
16.70	16.65	0.299	16.70





บริษัท เอส.พี.เอส. คอนซัลติ้ง เซอร์วิส จำกัด
S.P.S. CONSULTING SERVICE CO., LTD.
7 ซอยพหลโยธิน 24 ถนนพหลโยธิน แขวงจอมพล เขตจตุจักร กรุงเทพฯ 10900
7 Soi Phaholyothin 24, Phaholyothin Rd., Jompol, Chatuchak, Bangkok 10900
Tel : (662) 939-4370-72, Fax : (662) 513-4221, E-mail : sale@spscon.com, www.spscon.com

CALIBRATION REPORT			
PM2.5 AIR SAMPLER (VERY SHARP CUT CYCLONE-VSCC)			
DATE :	19 February 2023	BRAND :	BGI
MODEL :	PQ200	SERIAL NO.	164589 (VSCC)
NO.	PM2.5-B06		
CALIBRATING CONDITION			
Pressure	1011	mmbar	Temp. 24.5 °C
		% RH	48
Calibration Method : Dry Cal Primary Flowmeter		Model : Defender 510 H	S/N : 136164
CALIBRATION SETTING			
detaCal	PM2.5 AIR SAMPLER		
Flowrate Reading, L/min	Initial Flowrate Reading (Before Adj.), L/min	% Dif.	Final Flowrate Reading (After Adj.), L/min
16.70	16.64	0.359	16.70



บริษัท เอส.พี.เอส. คอนซัลติ้ง เซอร์วิส จำกัด
S.P.S. CONSULTING SERVICE CO., LTD.
7 ซอยพหลโยธิน 24 ถนนพหลโยธิน แขวงจอมพล เขตจตุจักร กรุงเทพฯ 10900
7 Soi Phaholyothin 24, Phaholyothin Rd., Jompol, Chatuchak, Bangkok 10900
Tel : (662) 939-4370-72. Fax : (662) 513-4221. E-mail : sale@spscon.com. www.spscon.com

CALIBRATION REPORT			
PM2.5 AIR SAMPLER (VERY SHARP CUT CYCLONE-VSCC)			
DATE :	19 February 2023	BRAND :	BGI
MODEL :	PQ200	SERIAL NO.	152099 (VSCC)
NO.	PM2.5-B07		
CALIBRATING CONDITION			
Pressure	1011	mmbar	Temp. 24.5 °C
% RH	48		
Calibration Method : Dry Cal Primary Flowmeter		Model : Defender 510 H	S/N : 136164
CALIBRATION SETTING			
detaCal	PM2.5 AIR SAMPLER		
Flowrate Reading, L/min	Initial Flowrate Reading (Before Adj.), L/min	% Dif.	Final Flowrate Reading (After Adj.), L/min
16.70	16.66	0.240	16.70



บริษัท เอส.พี.เอส. คอนซัลติ้ง เซอร์วิส จำกัด
S.P.S. CONSULTING SERVICE CO., LTD.
7 ซอยพหลโยธิน 24 ถนนพหลโยธิน แขวงจอมพล เขตจตุจักร กรุงเทพฯ 10900
7 Soi Phaholyothin 24, Phaholyothin Rd., Jompol, Chatuchak, Bangkok 10900
Tel : (662) 939-4370-72, Fax : (662) 513-4221, E-mail : sale@spscon.com., www.spscon.com

CALIBRATION REPORT			
PM2.5 AIR SAMPLER (VERY SHARP CUT CYCLONE-VSCC)			
DATE :	19 February 2023	BRAND :	BGI
MODEL :	PQ200	SERIAL NO.	152125 (VSCC)
NO.	PM2.5-B09		
CALIBRATING CONDITION			
Pressure	1011	mmbar	Temp. 24.5 °C
		% RH	48
Calibration Method : Dry Cal Primary Flowmeter		Model : Defender 510 H	S/N : 136164
CALIBRATION SETTING			
detaCal	PM2.5 AIR SAMPLER		
Flowrate Reading, L/min	Initial Flowrate Reading (Before Adj.), L/min	% Dif.	Final Flowrate Reading (After Adj.), L/min
16.70	16.68	0.120	16.70



บริษัท เอส.พี.เอส. คอนซัลติ้ง เซอร์วิส จำกัด
S.P.S. CONSULTING SERVICE CO., LTD.
7 ซอยพหลโยธิน 24 ถนนพหลโยธิน แขวงจอมพล เขตจตุจักร กรุงเทพฯ 10900
7 Soi Phaholyothin 24, Phaholyothin Rd., Jompol, Chatuchak, Bangkok 10900
Tel : (662) 939-4370-72, Fax : (662) 513-4221, E-mail : sale@spscon.com, www.spscon.com

CALIBRATION REPORT			
PM2.5 AIR SAMPLER (VERY SHARP CUT CYCLONE-VSCC)			
DATE :	19 February 2023	BRAND :	BGI
MODEL :	PQ200	SERIAL NO.	164598 (VSCC)
NO.	PM2.5-B10		
CALIBRATING CONDITION			
Pressure	1011	mmbar	Temp. 24.5 °C
			% RH 48
Calibration Method : Dry Cal Primary Flowmeter		Model : Defender 510 H	S/N : 136164
CALIBRATION SETTING			
detaCal	PM2.5 AIR SAMPLER		
Flowrate Reading, L/min	Initial Flowrate Reading (Before Adj.), L/min	% Dif.	Final Flowrate Reading (After Adj.), L/min
16.70	16.65	0.299	16.70



บริษัท เอส.พี.เอส. คอนซัลติ้ง เซอร์วิส จำกัด

S.P.S. CONSULTING SERVICE CO., LTD.

7 ซอยพหลโยธิน 24 ถนนพหลโยธิน แขวงจอมพล เขตจตุจักร กรุงเทพฯ 10900

7 Soi Phaholyothin 24, Phaholyothin Rd., Jompol, Chatuchak, Bangkok 10900

Tel : (662) 939-4370-72, Fax : (662) 513-4221, E-mail : sale@spscon.com, www.spscon.com

CALIBRATION REPORT

CHEMILUMINESCENT NO / NO₂ / NO_x ANALYZER

DATE : 19 February 2023

BRAND : API

MODEL : 200E

NO. NOX-B06

SERIAL NO. 2286

Calibrator (Dilution System)

Brand : API

Model : 700

Last Cal. Date : 04 August 2022

Serial No. : 911

Reference Standard Gas

Standard Gas : Nitric Oxide (NO)

Cylinder No. : D636192

Certified Date : 20 April 2022

Expired Date : 20 April 2024

Cylinder Conc. : 49.1 ppm

CALIBRATING CONDITION

Pressure 1011 mmbar

Temp. 24.6 °C

% RH 49

CALIBRATION SETTING

Span Set Point	Initial Reading (Before Adj.), PPB			Final Reading (After Adj.), PPB	
	Expected Concentration	Analyzer Response	% Dif	Analyzer Response	Slope
Zero	0	-0.10	-	0	-
NO Span	400	400.1	0.025	400.0	1.003
NO _x Span	400	400.2	0.050	400.0	1.005

API Model 200E NO_x Analyzer Check List

Test Values	Observed Value	Units	Nominal Range
RANGE	500	PPB	500 standard
STABILITY (Zero Gas)	0.1	PPB	< 2 with zero air
SAMPLE FLOW	508	cc/min	500 ± 50
OZONE FLOW	78	cc/min	80 ± 15
PMT	102.9	mV	-20 - 150
AZERO	94.1	mV	-20 - 150
HVPS	669	V	420 - 900 constant
RCELL TEMP	50.0	°C	50 ± 1
BOX TEMP	28.9	°C	8 - 48
PMT TEMP	7.0	°C	7 ± 2
MOLY TEMP	315.2	°C	315 ± 5
RCELL PRESS	8.2	IN-Hg-A	2 - 10 constant
SAMPLE PRESS	28.5	IN-Hg-A	25 - 30 constant
NO Span Conc	400	PPB	20 - 20,000
NO _x Span Conc	400	PPB	20 - 20,000
NO Slope	1.003	-	1.0 ± 0.3
NO _x Slope	1.005	-	1.0 ± 0.3
NO Offset	1.0	mV	-20 to +150
NO _x Offset	0.5	mV	-20 to 150
Stability at Zero	0.1	PPB	< 0.2
Stability at Span	0.2	PPB	< 2 ppb @ 400 ppb span gas



บริษัท เอส.พี.เอส. คอนซัลติ้ง เซอร์วิส จำกัด

S.P.S. CONSULTING SERVICE CO., LTD.

7 ซอยพหลโยธิน 24 ถนนพหลโยธิน แขวงจอมพล เขตจตุจักร กรุงเทพฯ 10900

7 Soi Phaholyothin 24, Phaholyothin Rd., Jompol, Chatuchak, Bangkok 10900

Tel : (662) 939-4370-72 Fax : (662) 513-4221 E-mail : sale@spscon.com, www.spscon.com

CALIBRATION REPORT

CHEMILUMINESCENT NO / NO₂ / NO_x ANALYZER

DATE : 19 February 2023

BRAND : API

MODEL : 200E

NO. NOX-B08

SERIAL NO. 4336

Calibrator (Dilution System)

Brand	: API	Model	: 700
Last Cal. Date	: 04 August 2022	Serial No.	: 911

Reference Standard Gas

Standard Gas	: Nitric Oxide (NO)	Cylinder No.	: D636192
Certified Date	: 20 April 2022	Expired Date	: 20 April 2024
		Cylinder Conc.	: 49.1 ppm

CALIBRATING CONDITION

Pressure 1011 mmbar Temp. 24.6 °C % RH 49

CALIBRATION SETTING

Span Set Point	Initial Reading (Before Adj.), PPB			Final Reading (After Adj.), PPB	
	Expected Concentration	Analyzer Response	%Dif	Analyzer Response	Slope
Zero	0	-0.10	-	0	-
NO Span	400	399.5	-0.125	400.0	1.006
NO _x Span	400	399.8	-0.050	400.0	1.009

API Model 200E NO_x Analyzer Check List

Test Values	Observed Value	Units	Nominal Range
RANGE	500	PPB	500 standard
STABILITY (Zero Gas)	0.1	PPB	< 2 with zero air
SAMPLE FLOW	504	cc/min	500 ± 50
OZONE FLOW	78	cc/min	80 ± 15
PMT	102.9	mV	-20 - 150
AZERO	94.2	mV	-20 - 150
HVPS	672	V	420 - 900 constant
RCELL TEMP	50.1	°C	50 ± 1
BOX TEMP	29.0	°C	8 - 48
PMT TEMP	7.4	°C	7 ± 2
MOLY TEMP	315.1	°C	315 ± 5
RCELL PRESS	8.3	IN-Hg-A	2 - 10 constant
SAMPLE PRESS	28.5	IN-Hg-A	25 - 30 constant
NO Span Conc	400	PPB	20 - 20,000
NO _x Span Conc	400	PPB	20 - 20,000
NO Slope	1.006	-	1.0 ± 0.3
NO _x Slope	1.009	-	1.0 ± 0.3
NO Offset	1.0	mV	-20 to +150
NO _x Offset	0.6	mV	-20 to 150
Stability at Zero	0.1	PPB	< 0.2
Stability at Span	0.2	PPB	< 2 ppb @ 400 ppb span gas



บริษัท เอส.พี.เอส. คอนซัลติ้ง เซอร์วิส จำกัด

S.P.S. CONSULTING SERVICE CO., LTD.

7 ซอยพหลโยธิน 24 ถนนพหลโยธิน แขวงจอมพล เขตจตุจักร กรุงเทพฯ 10900

7 Soi Phaholyothin 24, Phaholyothin Rd., Jompol, Chatuchak, Bangkok 10900

Tel : (662) 939-4370-72, Fax : (662) 513-4221, E-mail : sale@spscon.com, www.spscon.com

CALIBRATION REPORT

CHEMILUMINESCENT NO / NO₂ / NO_x ANALYZER

DATE : 19 February 2023

BRAND : API

MODEL : 200E

NO. NOX-B09

SERIAL NO. 4412

Calibrator (Dilution System)

Brand : API

Model : 700

Last Cal. Date : 04 August 2022

Serial No. : 911

Reference Standard Gas

Standard Gas : Nitric Oxide (NO)

Cylinder No. : D636192

Certified Date : 20 April 2022

Expired Date : 20 April 2024

Cylinder Conc. : 49.1 ppm

CALIBRATING CONDITION

Pressure 1011 mmbar

Temp. 24.6 °C

% RH 49

CALIBRATION SETTING

Span Set Point	Initial Reading (Before Adj.), PPB			Final Reading (After Adj.), PPB	
	Expected Concentration	Analyzer Response	%Dif	Analyzer Response	Slope
Zero	0	-0.11	-	0	-
NO Span	400	399.9	-0.025	400.0	1.005
NO _x Span	400	400.2	0.050	400.0	1.009

API Model 200E NO_x Analyzer Check List

Test Values	Observed Value	Units	Nominal Range
RANGE	500	PPB	500 standard
STABILITY (Zero Gas)	0.1	PPB	< 2 with zero air
SAMPLE FLOW	507	cc/min	500 ± 50
OZONE FLOW	78	cc/min	80 ± 15
PMT	103.2	mV	-20 - 150
AZERO	94.1	mV	-20 - 150
HVPS	673	V	420 - 900 constant
RCELL TEMP	50.2	°C	50 ± 1
BOX TEMP	29.5	°C	8 - 48
PMT TEMP	7.1	°C	7 ± 2
MOLY TEMP	315.2	°C	315 ± 5
RCELL PRESS	8.4	IN-Hg-A	2 - 10 constant
SAMPLE PRESS	28.4	IN-Hg-A	25 - 30 constant
NO Span Conc	400	PPB	20 - 20,000
NO _x Span Conc	400	PPB	20 - 20,000
NO Slope	1.005	-	1.0 ± 0.3
NO _x Slope	1.009	-	1.0 ± 0.3
NO Offset	0.9	mV	-20 to +150
NO _x Offset	0.5	mV	-20 to 150
Stability at Zero	0.1	PPB	< 0.2
Stability at Span	0.2	PPB	< 2 ppb @ 400 ppb span gas

Calibra



บริษัท เอส.พี.เอส. คอนซัลติ้ง เซอร์วิส จำกัด

S.P.S. CONSULTING SERVICE CO., LTD.

7 ซอยพหลโยธิน 24 ถนนพหลโยธิน แขวงจอมพล เขตจตุจักร กรุงเทพฯ 10900

7 Soi Phaholyothin 24, Phaholyothin Rd., Jompol, Chatuchak, Bangkok 10900

Tel : (662) 939-4370-72, Fax : (662) 513-4221, E-mail : sale@spscon.com, www.spscon.com

CALIBRATION REPORT

CHEMILUMINESCENT NO / NO₂ / NO_x ANALYZER

DATE : 19 February 2023

BRAND : API

MODEL : 200E

NO. NOX-B16

SERIAL NO. 249

Calibrator (Dilution System)

Brand : API

Model : 700

Last Cal. Date : 04 August 2022

Serial No. : 911

Reference Standard Gas

Standard Gas : Nitric Oxide (NO)

Cylinder No. : D636192

Certified Date : 20 April 2022

Expired Date : 20 April 2024

Cylinder Conc. : 49.1 ppm

CALIBRATING CONDITION

Pressure 1011 mmbar

Temp. 24.6 °C

% RH 49

CALIBRATION SETTING

Span Set Point	Initial Reading (Before Adj.), PPB			Final Reading (After Adj.), PPB	
	Expected Concentration	Analyzer Response	% Dif	Analyzer Response	Slope
Zero	0	0.10	-	0	-
NO Span	400	400.1	0.025	400.0	1.005
NO _x Span	400	400.3	0.075	400.0	1.009

API Model 200E NO_x Analyzer Check List

Test Values	Observed Value	Units	Nominal Range
RANGE	500	PPB	500 standard
STABILITY (Zero Gas)	0.1	PPB	< 2 with zero air
SAMPLE FLOW	505	cc/min	500 ± 50
OZONE FLOW	79	cc/min	80 ± 15
PMT	103.5	mV	-20 - 150
AZERO	94.0	mV	-20 - 150
HVPS	671	V	420 - 900 constant
RCELL TEMP	50.3	°C	50 ± 1
BOX TEMP	28.6	°C	8 - 48
PMT TEMP	7.4	°C	7 ± 2
MOLY TEMP	315.2	°C	315 ± 5
RCELL PRESS	8.6	IN-Hg-A	2 - 10 constant
SAMPLE PRESS	28.4	IN-Hg-A	25 - 30 constant
NO Span Conc	400	PPB	20 - 20,000
NO _x Span Conc	400	PPB	20 - 20,000
NO Slope	1.005	-	1.0 ± 0.3
NO _x Slope	1.009	-	1.0 ± 0.3
NO Offset	1.0	mV	-20 to +150
NO _x Offset	0.6	mV	-20 to 150
Stability at Zero	0.1	PPB	< 0.2
Stability at Span	0.2	PPB	< 2 ppb @ 400 ppb span gas



บริษัท เอส.พี.เอส. คอนซัลติ้ง เซอร์วิส จำกัด

S.P.S. CONSULTING SERVICE CO., LTD.

7 ซอยพหลโยธิน 24 ถนนพหลโยธิน แขวงจอมพล เขตจตุจักร กรุงเทพฯ 10900

7 Soi Phaholyothin 24, Phaholyothin Rd., Jompol, Chatuchak, Bangkok 10900

Tel : (662) 939-4370-72. Fax : (662) 513-4221. E-mail : sale@spsscon.com, www.spsscon.com

CALIBRATION REPORT

CHEMILUMINESCENT NO / NO₂ / NO_x ANALYZER

DATE : 19 February 2023

BRAND : API

MODEL : TML-41M

NO. NOX-B18

SERIAL NO. N07543

Calibrator (Dilution System)

Brand : API

Model : 700

Last Cal. Date : 04 August 2022

Serial No. : 911

Reference Standard Gas

Standard Gas : Nitric Oxide (NO)

Cylinder No. : D636192

Certified Date : 20 April 2022

Expired Date : 20 April 2024

Cylinder Conc. : 49.1 ppm

CALIBRATING CONDITION

Pressure 1011 mmbar

Temp. 24.6 °C

% RH 49

CALIBRATION SETTING

Span Set Point	Initial Reading (Before Adj.), PPB			Final Reading (After Adj.), PPB	
	Expected Concentration	Analyzer Response	%Dif	Analyzer Response	Slope
Zero	0	0.11	-	0	-
NO Span	400	400.2	0.050	400.0	1.005
NO _x Span	400	400.4	0.100	400.0	1.009

API Model TML-41M NO_x Analyzer Check List

Test Values	Observed Value	Units	Nominal Range
RANGE	500	PPB	500 standard
STABILITY (Zero Gas)	0.1	PPB	< 2 with zero air
SAMPLE FLOW	508	cc/min	500 ± 50
OZONE FLOW	79	cc/min	80 ± 15
PMT	103.2	mV	-20 - 150
AZERO	93.8	mV	-20 - 150
HVPS	670	V	420 - 900 constant
RCELL TEMP	50.2	°C	50 ± 1
BOX TEMP	29.4	°C	8 - 48
PMT TEMP	7.0	°C	7 ± 2
MOLY TEMP	315.1	°C	315 ± 5
RCELL PRESS	8.4	IN-Hg-A	2 - 10 constant
SAMPLE PRESS	28.5	IN-Hg-A	25 - 30 constant
NO Span Conc	400	PPB	20 - 20,000
NO _x Span Conc	400	PPB	20 - 20,000
NO Slope	1.005	-	1.0 ± 0.3
NO _x Slope	1.009	-	1.0 ± 0.3
NO Offset	0.7	mV	-20 to +150
NO _x Offset	0.3	mV	-20 to 150
Stability at Zero	0.1	PPB	< 0.2
Stability at Span	0.2	PPB	< 2 ppb @ 400 ppb span gas



บริษัท เอส.พี.เอส. คอนซัลติ้ง เซอร์วิส จำกัด

S.P.S. CONSULTING SERVICE CO., LTD.

7 ซอยพหลโยธิน 24 ถนนพหลโยธิน แขวงจอมพล เขตจตุจักร กรุงเทพฯ 10900

7 Soi Phaholyothin 24, Phaholyothin Rd., Jompol, Chaluchak, Bangkok 10900

Tel : (662) 939-4370-72 Fax : (662) 513-4221 E-mail : sale@spscon.com, www.spscon.com

CALIBRATION REPORT

SO₂ FLUORESCENT ANALYZER

DATE : 19 February 2023

BRAND : API

MODEL : 100A

NO. SO₂-B01

SERIAL NO. 1749

Calibrator (Dilution System)

Brand : API

Model : 700

Last Cal. Date : 04 August 2022

Serial No. : 911

Reference Standard Gas

Standard Gas : Sulphur Dioxide (SO₂)

Cylinder No. : A00814SK

Certified Date : 21 June 2021

Expired Date : 21 June 2029

Cylinder Conc. : 50.0 ppm

CALIBRATING CONDITION

Pressure 1011 mmbar

Temp. 24.6 °C

% RH 48

CALIBRATION SETTING

Span Set Point	Initial Reading (Before Adj.), PPB			Final Reading (After Adj.), PPB	
	Expected Concentration	Analyzer Response	%Dif	Analyzer Response	Slope
Zero	0	0.11	-	0	-
SO ₂ Span	400.0	399.5	-0.125	400.0	1.005

API Model 100A SO₂ Analyzer Check list

Test Values	Observed Value	Units	Nominal Range
RANGE	500	PPB	0-500
SAMPLE PRESS	28.5	in-Hg	25-35
SAMPLE FLOW	654	cc/min	650 ± 10%
PMT	103.2	mV	-20-150 with Zero Air
UV LAMP	2889.6	mV	1000-4900
STR. LGT	61.3	PPB	<100
DRK PMT	62.9	mV	-50 - 200
DRK LMP	57.8	mV	-50 - 200
HVPS	671	V	550-900 constant
DCPS	2518	mV	2500 ± 200
RCELL TEMP	50.2	°C	50 ± 1
BOX TEMP	29.2	°C	5-40
PMT TEMP	7.0	°C	7 ± 2.0
SO ₂ Span Conc	400	PPB	20-20,000
SO ₂ Slope	1.005	-	1.0 ± 0.3
SO ₂ Offset	21.9	mV	<250
Stability at Zero	0.1	PPB	<0.2
Stability at Span	0.2	PPB	0.5% of reading (above 50 ppb)



บริษัท เอส.พี.เอส. คอนซัลติ้ง เซอร์วิส จำกัด

S.P.S. CONSULTING SERVICE CO., LTD.

7 ซอยพหลโยธิน 24 ถนนพหลโยธิน แขวงจอมพล เขตจตุจักร กรุงเทพฯ 10900
7 Soi Phaholyothin 24, Phaholyothin Rd., Jompol, Chatuchak, Bangkok 10900
Tel : (662) 939-4370-72 Fax : (662) 513-4221 E-mail : sale@spscon.com, www.spscon.com

CALIBRATION REPORT

SO₂ FLUORESCENT ANALYZER

DATE : 19 February 2023

BRAND : API

MODEL : 100E

NO. SO₂-B04

SERIAL NO. 3159

Calibrator (Dilution System)

Brand : API

Model : 700

Last Cal. Date : 04 August 2022

Serial No. : 911

Reference Standard Gas

Standard Gas : Sulphur Dioxide (SO₂)

Cylinder No. : A00814SK

Certified Date : 21 June 2021

Expired Date : 21 June 2029

Cylinder Conc. : 50.0 ppm

Pressure 1011 mmbar

Temp. 24.6 °C

% RH 49

CALIBRATION SETTING

Span Set Point	Initial Reading (Before Adj.),PPB			Final Reading (After Adj.),PPB	
	Expected Concentration	Analyzer Response	%Dif	Analyzer Response	Slope
Zero	0	-0.10	-	0	-
SO ₂ Span	400.0	400.1	0.025	400.0	1.004

API Model 100E SO₂ Analyzer Check list

Test Values	Observed Value	Units	Nominal Range
RANGE	500	PPB	0-500
SAMPLE PRESS	28.7	in-Hg	25-35
SAMPLE FLOW	657	cc/min	650 ± 10%
PMT	103.6	mV	-20-150 with Zero Air
UV LAMP	3079.5	mV	1000-4900
STR. LGT	61.8	PPB	<100
DRK PMT	63.6	mV	-50 - 200
DRK LMP	58.1	mV	-50 - 200
HVPS	672	V	550-900 constant
DCPS	2516	mV	2500 ± 200
RCELL TEMP	50.1	°C	50 ± 1
BOX TEMP	29.1	°C	5-40
PMT TEMP	7.0	°C	7 ± 2.0
SO ₂ Span Conc	400	PPB	20-20,000
SO ₂ Slope	1.004	-	1.0 ± 0.3
SO ₂ Offset	21.8	mV	<250
Stability at Zero	0.1	PPB	<0.2
Stability at Span	0.2	PPB	0.5% of reading (above 50 ppb)



บริษัท เอส.พี.เอส. คอนซัลติ้ง เซอร์วิส จำกัด

S.P.S. CONSULTING SERVICE CO., LTD.

7 ซอยพหลโยธิน 24 ถนนพหลโยธิน แขวงจตุจักร กรุงเทพฯ 10900

7 Soi Phaholyothin 24, Phaholyothin Rd., Jompol, Chatuchak, Bangkok 10900

Tel : (662) 939-4370-72, Fax : (662) 513-4221, E-mail : sale@spscon.com, www.spscon.com

CALIBRATION REPORT

SO₂ FLUORESCENT ANALYZER

DATE : 19 February 2023

BRAND : API

MODEL : 100E

NO. SO₂-B06

SERIAL NO. 3430

Calibrator (Dilution System)

Brand : API

Model : 700

Last Cal. Date : 04 August 2022

Serial No. : 911

Reference Standard Gas

Standard Gas : Sulphur Dioxide (SO₂)

Cylinder No. : A00814SK

Certified Date : 21 June 2021

Expired Date : 21 June 2029

Cylinder Conc. : 50.0 ppm

CALIBRATING CONDITION

Pressure 1011 mmbar

Temp. 24.6 °C

% RH 49

CALIBRATION SETTING

Span Set Point	Initial Reading (Before Adj.),PPB			Final Reading (After Adj.),PPB	
	Expected Concentration	Analyzer Response	%Dif	Analyzer Response	Slope
Zero	0	0.11	-	0	-
SO ₂ Span	400.0	399.8	-0.050	400.0	1.008

API Model 100E SO₂ Analyzer Check list

Test Values	Observed Value	Units	Nominal Range
RANGE	500	PPB	0-500
SAMPLE PRESS	28.4	in-Hg	25-35
SAMPLE FLOW	654	cc/min	650 ± 10%
PMT	103.2	mV	-20-150 with Zero Air
UV LAMP	2892.1	mV	1000-4900
STR. LGT	61.5	PPB	<100
DRK PMT	62.8	mV	-50 - 200
DRK LMP	57.6	mV	-50 - 200
HVPS	674	V	550-900 constant
DCPS	2517	mV	2500 ± 200
RCELL TEMP	50.1	°C	50 ± 1
BOX TEMP	29.3	°C	5-40
PMT TEMP	7.0	°C	7 ± 2.0
SO ₂ Span Conc	400	PPB	20-20,000
SO ₂ Slope	1.008	-	1.0 ± 0.3
SO ₂ Offset	21.9	mV	<250
Stability at Zero	0.1	PPB	<0.2
Stability at Span	0.2	PPB	0.5% of reading (above 50 ppb)

Cal



บริษัท เอส.พี.เอส. คอนซัลติ้ง เซอร์วิส จำกัด
S.P.S. CONSULTING SERVICE CO., LTD.
7 ซอยพหลโยธิน 24 ถนนพหลโยธิน แขวงจอมพล เขตจตุจักร กรุงเทพฯ 10900
7 Soi Phaholyothin 24, Phaholyothin Rd., Jompol, Chatuchak, Bangkok 10900
Tel : (662) 939-4370-72, Fax : (662) 513-4221, E-mail : sale@spscon.com, www.spscon.com

CALIBRATION REPORT					
SO ₂ FLUORESCENT ANALYZER					
DATE :	19 February 2023	BRAND :	API	MODEL :	100E
NO.	SO ₂ -B07			SERIAL NO.	1706
Calibrator (Dilution System)					
Brand	: API			Model	: 700
Last Cal. Date	: 04 August 2022			Serial No.	: 911
Reference Standard Gas					
Standard Gas	: Sulphur Dioxide (SO ₂)			Cylinder No.	: A00814SK
Certified Date	: 21 June 2021	Expired Date	: 21 June 2029	Cylinder Conc.	: 50.0 ppm
CALIBRATING CONDITION					
Pressure	1011	mmbar	Temp.	24.6	°C
			% RH	48	
CALIBRATION SETTING					
Span	Initial Reading (Before Adj.), PPB			Final Reading (After Adj.), PPB	
Set Point	Expected Concentration	Analyzer Response	%Dif	Analyzer Response	Slope
Zero	0	0.10	-	0	-
SO ₂ Span	400.0	400.4	0.100	400.0	1.003
API Model 100E SO ₂ Analyzer Check list					
Test Values	Observed Value	Units	Nominal Range		
RANGE	500	PPB	0-500		
SAMPLE PRESS	28.3	in-Hg	25-35		
SAMPLE FLOW	655	cc/min	650 ± 10%		
PMT	102.8	mV	-20-150 with Zero Air		
UV LAMP	3015.3	mV	1000-4900		
STR. LGT	61.2	PPB	<100		
DRK PMT	63.5	mV	-50 - 200		
DRK LMP	57.8	mV	-50 - 200		
HVPS	673	V	550-900 constant		
DCPS	2515	mV	2500 ± 200		
RCELL TEMP	50.1	°C	50 ± 1		
BOX TEMP	29.3	°C	5-40		
PMT TEMP	7.1	°C	7 ± 2.0		
SO ₂ Span Conc	400	PPB	20-20,000		
SO ₂ Slope	1.003	-	1.0 ± 0.3		
SO ₂ Offset	22.0	mV	<250		
Stability at Zero	0.1	PPB	<0.2		
Stability at Span	0.2	PPB	0.5% of reading (above 50 ppb)		



บริษัท เอส.พี.เอส. คอนซัลติ้ง เซอร์วิส จำกัด
S.P.S. CONSULTING SERVICE CO., LTD.
7 ซอยพหลโยธิน 24 ถนนพหลโยธิน แขวงจตุจักร เขตจตุจักร กรุงเทพฯ 10900
7 Soi Phaholyothin 24, Phaholyothin Rd., Jompot, Chatuchak, Bangkok 10900
Tel : (662) 939-4370-72, Fax : (662) 513-4221, E-mail : sale@spscon.com, www.spscon.com

CALIBRATION REPORT					
SO ₂ FLUORESCENT ANALYZER					
DATE :	19 February 2023	BRAND :	TELEDYNE	MODEL :	TML-50
NO.	SO ₂ -B13	SERIAL NO.	1891		
Calibrator (Dilution System)					
Brand	: API		Model	: 700	
Last Cal. Date	: 04 August 2022		Serial No.	: 911	
Reference Standard Gas					
Standard Gas	: Sulphur Dioxide (SO ₂)		Cylinder No.	: A00814SK	
Certified Date	: 21 June 2021		Expired Date	: 21 June 2029	
			Cylinder Conc.	: 50.0 ppm	
CALIBRATING CONDITION					
Pressure	1011	mmbar	Temp.	24.6	°C
			% RH	49	
CALIBRATION SETTING					
Span	Initial Reading (Before Adj.),PPB			Final Reading (After Adj.),PPB	
Set Point	Expected Concentration	Analyzer Response	%Dif	Analyzer Response	Slope
Zero	0	0.11	-	0	-
SO ₂ Span	400.0	400.5	0.125	400.0	0.999
API Model TML-50 SO ₂ Analyzer Check list					
Test Values	Observed Value	Units	Nominal Range		
RANGE	500	PPB	0-500		
SAMPLE PRESS	28.6	in-Hg	25-35		
SAMPLE FLOW	652	cc/min	650 ± 10%		
PMT	103.5	mV	-20-150 with Zero Air		
UV LAMP	3020.4	mV	1000-4900		
STR. LGT	61.3	PPB	<100		
DRK PMT	63.2	mV	-50 - 200		
DRK LMP	57.9	mV	-50 - 200		
HVPS	669	V	550-900 constant		
DCPS	2515	mV	2500 ± 200		
RCELL TEMP	50.3	°C	50 ± 1		
BOX TEMP	29.0	°C	5-40		
PMT TEMP	7.2	°C	7 ± 2.0		
SO ₂ Span Conc	400	PPB	20-20,000		
SO ₂ Slope	0.999	-	1.0 ± 0.3		
SO ₂ Offset	21.8	mV	<250		
Stability at Zero	0.1	PPB	<0.2		
Stability at Span	0.2	PPB	0.5% of reading (above 50 ppb)		

**QUALITY CALIBRATION CO.,LTD.**

235 Petchkasem 63/2 Road, Laksong, Bangkae, Bangkok 10160

Tel (662) 421-5402, (662) 444-0152-3, Fax (662) 809-4584

www.qcalibration.com

CERTIFICATE No : 22M2567

REFERENCE No : 64386-1

PAGE : 1 OF 2

Certificate of Calibration

EQUIPMENT : DIGITAL BALANCE

MANUFACTURER : METTLER TOLEDO

MODEL : XS 105DU

SERIAL No : 1126422905

ID No : BA 05/50

CONDITION AS RECEIVED : USED ITEM

SUBMITTED BY : S.P.S. CONSULTING SERVICE CO., LTD.
7 SOI PHAHOLYOTHIN 24, PHAHOLYOTHIN RD.,
JOMPOL, CHATUCHAK, BANGKOK 10900

CALIBRATED BY : TETNITHI W.

CALIBRATION DATE : 11-Mar-22

APPROVED BY : 
PONGSAK J.

ISSUED DATE : 17-Mar-22

RECEIVED DATE : 11-Mar-22

THIS CERTIFICATE MAY NOT BE REPRODUCED OTHER THAN IN FULL EXCEPT WITH THE PRIOR WRITTEN APPROVAL OF
QUALITY CALIBRATION CO., LTD.



CERTIFICATE No : 22M2567

PAGE : 2 OF 2

Calibration Report

EQUIPMENT : DIGITAL BALANCE MODEL : XS 105DU
MANUFACTURER : METTLER TOLEDO S/N : 1126422905
ID No : BA 05/50 RECEIVED DATE : 11-Mar-22
AIR PRESSURE : 1008mbar \pm 1mbar CALIBRATION DATE : 11-Mar-22
AMBIENT TEMPERATURE : 22° C \pm 1° C RELATIVE HUMIDITY : 49 %RH \pm 10 % RH

CONDITION OF THIS RESULTS OF CALIBRATION

1. THIS INSTRUMENT WAS CALIBRATED BY ACCORDING TO UKAS LAB 14 EDITION 6:2019 BY USING KNOWN WEIGHT STANDARD WEIGHT. THE BALANCE WAS NOT ADJUSTED BEFORE CALIBRATION. THE BALANCE HAS NO ZERO TRACKING FUNCTION. REPEATABILITY WAS MEASURED BY USING 10 REPEATED MEASUREMENTS. LINEARITY WAS MEASURED COVERING 10 POINTS, EVENLY SPREAD OVER THE RANGE. THE INSTRUMENT WAS SET ZERO BEFORE PERFORMING THE LINEARITY TEST. OFF-CENTER LOADING WAS MEASURED BY USING STANDARD WEIGHTS PLACED ON THE PAN AND MOVED TO VARIOUS POSITIONS ON THE PAN.

2. REFERENCE STANDARD INSTRUMENTS :-

INSTRUMENT**MODEL****SERIAL No****CERTIFICATE No****DUE DATE**

1) STANDARD WEIGHT SET

E2

QK-I-151

C02210415

09-Feb-23

3. THIS RESULT WAS FOUND ACCURATE AS SHOWN ON DATE AND PLACE OF CALIBRATION ONLY.

4. THIS RESULT EXCLUDE LONG TERM STABILITY OF THE UNIT UNDER CALIBRATION.

5. THIS CERTIFICATE IS TRACEABLE TO THE INTERNATIONAL SYSTEM OF UNIT MAINTAINED AT:-

- NATIONAL INSTITUTE OF METROLOGY (THAILAND) THROUGH CENTRAL BUREAU OF WEIGHTS&MEASURES

RESULT OF CALIBRATION :- WITHOUT ADJUSTMENT

1. ZERO SETTING FUNCTION : NORMAL

2. TARE FUNCTION : NORMAL

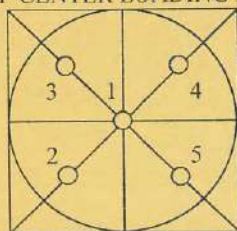
3. REPEATABILITY OF READING AT 20 g WAS 0.000004 g

4. REPEATABILITY OF READING AT 100 g WAS 0.000048 g

5. DEPARTURE FROM NOMINAL VALUE/ LINEARITY

NOMINAL VALUE (g)	BALANCE READING (g)	CORRECTION (g)	UNCERTAINTY (\pm g)
0.00	0.00000	0.00000	0.000058
0.02	0.01999	0.00001	0.000058
0.10	0.09999	0.00001	0.000059
0.20	0.19999	0.00001	0.000059
0.50	0.50001	-0.00001	0.000058
1.00	1.00001	-0.00001	0.000059
2.00	2.00000	0.00000	0.000059
5.00	5.00001	-0.00001	0.000061
10.00	10.00005	-0.00005	0.000063
20.00	20.00006	-0.00006	0.000069
50.00	50.0000	0.0000	0.00011
100.00	100.0001	-0.0001	0.00019
120.00	120.0001	-0.0001	0.00022

6. OFF CENTER LOADING ERROR



POINT	READING (g)	
1	10.00001	50.0000
2	10.00002	50.0000
3	10.00001	50.0000
4	10.00001	50.0000
5	10.00002	50.0001
OFF-CENTER LOADING	0.00001	0.0001

NOTE: THIS CALIBRATION WAS CARRIED OUT AT THE CUSTOMER'S PLACE AT PRODUCTION AREA

THE REPORTED UNCERTAINTY OF MEASUREMENT WAS BASED ON A STANDARD UNCERTAINTY MULTIPLIED BY A COVERAGE FACTOR $k=2$, PROVIDING A LEVEL OF CONFIDENCE APPROXIMATELY 95%.

END OF CALIBRATION REPORT

คุณภาพอากาศจากปล่องระบาย



บริษัท เอส.พี.เอส. คอนซัลติ้ง เซอร์วิส จำกัด
S.P.S. CONSULTING SERVICE CO., LTD.
 7 ซอยพหลโยธิน 24 ถนนพหลโยธิน แขวงจอมพล เขตจตุจักร กรุงเทพฯ 10900
 7 Soi Phaholyothin 24, Phaholyothin Rd., Jompol, Chatuchak, Bangkok 10900
 Tel : (662) 939-4370-72. Fax : (662) 513-4221, E-mail : sale@spscon.com., www.spscon.com

Console Calibration Report

Calibration Method

Critical Orifices

Calibration Data

Console Data		Calibration Data		
No.	Serial No.	Date	y	$\Delta H_{@}$ (mmH ₂ O)
B01	1563	01/12/2022	1.007	49.94
B02	8002514	02/12/2022	1.002	49.41
B03	1503016	05/12/2022	1.004	50.46
B04	00006659	01/12/2022	1.007	49.43
B05	00007428	01/12/2022	0.998	49.80
R01	1561	01/12/2022	1.004	49.52
R02	8002513	01/12/2022	1.003	49.77
R03	1570	05/12/2022	1.008	49.68
R04	8002519	05/12/2022	0.997	50.12
R05	1503015	01/12/2022	1.003	50.08

Remark : Accept Value of y (test) is $0.97 < y < 1.03$

Accept Value of ΔH (test) is $46.7 + 6.4$ (mmH₂O)



บริษัท เอส.พี.เอส. คอนซัลติ้ง เซอร์วิส จำกัด
S.P.S. CONSULTING SERVICE CO., LTD.
7 ซอยพหลโยธิน 24 ถนนพหลโยธิน แขวงจอมพล เขตจตุจักร กรุงเทพฯ 10900
7 Soi Phaholyothin 24, Phaholyothin Rd., Jompol, Chaluchak, Bangkok 10900
Tel : (662) 939-4370-72, Fax : (662) 513-4221, E-mail : sale@spscon.com., www.spscon.com

Pitot Tube Calibration Report

Calibration Method

Standard Pitot Tube

Calibration Data

Pitot Tube Data			Calibration Data		
No.	Type of Pitot	Coefficient of Standard Pitot	Date	Avg. of Cp (test)	
				Side A	Side B
B03	S	0.99	02/02/2023	0.84	0.84
B04	S	0.99	01/02/2023	0.84	0.83
B05	S	0.99	02/02/2023	0.84	0.85
B07	S	0.99	02/02/2023	0.85	0.84
B08	S	0.99	01/02/2023	0.83	0.84
B09	S	0.99	01/02/2023	0.84	0.84
B11	S	0.99	01/02/2023	0.84	0.84
B16	S	0.99	01/02/2023	0.84	0.83
B18	S	0.99	02/02/2023	0.84	0.84
B19	S	0.99	02/02/2023	0.85	0.84
B21	S	0.99	03/02/2023	0.84	0.84
B24	S	0.99	03/02/2023	0.84	0.83
B27	S	0.99	02/02/2023	0.84	0.84
B30	S	0.99	01/02/2023	0.83	0.84
B31	S	0.99	02/02/2023	0.84	0.85
B33	S	0.99	03/02/2023	0.84	0.84
B35	S	0.99	02/02/2023	0.84	0.85

Remark : Accept value of Cp (test) is 0.84 ± 0.01



บริษัท เอส.พี.เอส. คอนซัลติ้ง เซอร์วิส จำกัด
S.P.S. CONSULTING SERVICE CO., LTD.
7 ซอยพหลโยธิน 24 ถนนพหลโยธิน แขวงจตุจักร เขตจตุจักร กรุงเทพฯ 10900
7 Soi Phaholyothin 24, Phaholyothin Rd., Jompol, Chatuchak, Bangkok 10900
Tel : (662) 939-4370-72, Fax : (662) 513-4221, E-mail : sale@spscon.com, www.spscon.com

Personal Pump Calibration Report

Calibration Method : Dry Cal Primary Flowmeter

Model : Defender 510-H

S/N : 136164

Environmental Conditions

Temperature : 25 \pm 3 $^{\circ}$ C
Pressure : 1010 \pm 15 mmbar

Personal Pump Data				Calibration Data								
No.	Brand	Model	Serial No.	Date	Flow Rate (ml/min)						Value From Calibration Curve	
					Setting			Actual (Q std.)				
					1	2	3	1	2	3	y	R ²
B01	SKC	224-PCXR4	262101	03/01/2023	1,000	1,500	2,000	993	1,497	1,998	1.003x - 5.584	1.000
B02	SKC	224-PCXR4	626166	03/01/2023	1,000	1,500	2,000	1,003	1,505	2,001	1.009x - 19.667	0.999
B03	SKC	224-PCXR4	612968	03/01/2023	1,000	1,500	2,000	996	1,494	2,000	1.006x - 12.109	1.000
B04	SKC	224-PCXR4	602804	04/01/2023	1,000	1,500	2,000	1,000	1,502	1,995	1.000x - 0.893	1.000
B05	SKC	224-PCXR4	612693	04/01/2023	1,000	1,500	2,000	1,003	1,500	2,003	1.012x - 22.224	0.999
B06	SKC	224-PCXR4	262188	03/01/2023	1,000	1,500	2,000	995	1,508	2,005	1.011x - 20.273	1.000
B07	SKC	224-PCXR4	626262	03/01/2023	1,000	1,500	2,000	998	1,492	1,995	0.993x + 6.086	1.000
B08	SKC	224-PCXR4	626100	03/01/2023	1,000	1,500	2,000	1,003	1,500	2,003	1.012x - 23.308	0.999
B09	SKC	224-PCXR4	626479	03/01/2023	1,000	1,500	2,000	996	1,490	1,994	0.995x + 1.117	1.000
B10	SKC	224-PCXR4	091950	03/01/2023	1,000	1,500	2,000	992	1,503	2,001	1.018x - 36.582	0.999
B11	SKC	224-PCXR8	564315	05/01/2023	1,000	1,500	2,000	996	1,490	1,999	1.003x - 8.256	1.000
B12	SKC	224-PCXR4	034656	05/01/2023	1,000	1,500	2,000	1,003	1,503	2,003	1.010x - 19.324	0.999
B13	SKC	224-PCXR4	602073	05/01/2023	1,000	1,500	2,000	995	1,500	1,998	1.001x - 3.474	1.000
B14	SKC	224-PCXR4	626313	04/01/2023	1,000	1,500	2,000	999	1,491	1,988	0.992x + 6.844	1.000
B15	SKC	224-PCXR4	626474	04/01/2023	1,000	1,500	2,000	1,001	1,502	2,005	1.014x - 25.558	0.999
B16	SKC	224-PCXR4	626477	04/01/2023	1,000	1,500	2,000	994	1,504	2,001	1.015x - 31.345	0.999
B17	SKC	224-PCXR4	626860	04/01/2023	1,000	1,500	2,000	997	1,494	1,991	0.997x - 0.359	1.000
B18	SKC	224-PCXR4	691484	04/01/2023	1,000	1,500	2,000	1,003	1,500	2,001	1.008x - 17.589	0.999
B19	SKC	224-PCXR4	691599	03/01/2023	1,000	1,500	2,000	993	1,503	1,999	1.007x - 11.574	1.000
B20	SKC	224-PCXR4	691587	03/01/2023	1,000	1,500	2,000	992	1,504	1,999	1.015x - 32.235	0.999
B21	SKC	224-PCXR4	691531	03/01/2023	1,000	1,500	2,000	993	1,499	1,994	1.001x - 7.107	1.000
B22	SKC	224-PCXR4	691654	05/01/2023	1,000	1,500	2,000	1,003	1,501	2,003	1.011x - 21.107	0.999
B23	SKC	224-PCXR4	798393	05/01/2023	1,000	1,500	2,000	992	1,507	2,002	1.018x - 34.883	0.999
B24	SKC	224-PCXR4	626363	05/01/2023	1,000	1,500	2,000	1,000	1,502	2,000	1.011x - 22.387	0.999
B25	SKC	224-PCXR4	798489	05/01/2023	1,000	1,500	2,000	1,001	1,492	2,001	0.998x + 1.101	1.000
B26	SKC	224-PCXR4	798479	05/01/2023	1,000	1,500	2,000	999	1,500	1,993	0.996x + 4.008	1.000
B27	SKC	224-PCXR4	691673	04/01/2023	1,000	1,500	2,000	994	1,503	2,002	1.016x - 32.071	0.999
B28	SKC	224-PCXR4	691570	04/01/2023	1,000	1,500	2,000	1,002	1,500	2,002	1.012x - 22.515	0.999
B29	SKC	224-PCXR4	626472	04/01/2023	1,000	1,500	2,000	1,000	1,496	1,998	1.001x - 4.842	1.000
B30	SKC	224-PCXR4	691489	03/01/2023	1,000	1,500	2,000	1,004	1,510	2,004	1.008x - 12.460	0.999
B31	SKC	224-PCXR4	691509	03/01/2023	1,000	1,500	2,000	992	1,497	1,998	1.006x - 12.711	1.000
B32	SKC	224-PCXR4	091567	05/01/2023	1,000	1,500	2,000	991	1,504	2,001	1.016x - 32.322	0.999
B33	SKC	224-PCXR4	091756	05/01/2023	1,000	1,500	2,000	993	1,497	1,991	0.997x - 0.004	1.000
B34	SKC	224-PCXR4	612962	05/01/2023	1,000	1,500	2,000	1,002	1,501	2,002	1.007x - 14.195	1.000
B35	SKC	224-PCXR4	602682	05/01/2023	1,000	1,500	2,000	993	1,498	1,995	1.002x - 8.448	1.000
B36	SKC	224-PCXR4	626164	03/01/2023	1,000	1,500	2,000	999	1,496	1,999	1.001x - 5.424	1.000
B37	SKC	224-PCXR4	626256	03/01/2023	1,000	1,500	2,000	994	1,506	1,999	1.013x - 27.815	0.999
B38	SKC	224-PCXR4	626167	03/01/2023	1,000	1,500	2,000	997	1,496	1,996	0.999x - 0.997	1.000
B39	SKC	224-PCXR4	034637	03/01/2023	1,000	1,500	2,000	1,005	1,501	2,001	1.010x - 18.618	0.999
B40	SKC	224-PCXR4	798349	05/01/2023	1,000	1,500	2,000	994	1,506	1,999	1.014x - 22.602	0.999



บริษัท เอส.พี.เอส. คอนซัลติ้ง เซอร์วิส จำกัด
S.P.S. CONSULTING SERVICE CO., LTD.
7 ซอยพหลโยธิน 24 ถนนพหลโยธิน แขวงจอมพล เขตจตุจักร กรุงเทพฯ 10900
7 Soi Phaholyothin 24, Phaholyothin Rd., Jompol, Chatuchak, Bangkok 10900
Tel : (662) 939-4370-72, Fax : (662) 513-4221, E-mail : sale@spscon.com, www.spscon.com

Rotameter Calibration Report (For Personal Pump High Flow Adjust)

Calibration Method : Dry Cal Primary Flowmeter

Model : Defender 510-H

S/N : 136164

Calibration Data

Rotameter Data			Calibration Data								
No.	Brand	Model	Date	Flow Rate (ml/min)						Value From Calibration Curve	
				Flow Rate (Reading)			Actual (Q std.)				
				1	2	3	1	2	3	y	R ²
H-B01	Dwyer	VFB-65	05/01/2023	500	1,000	2,000	506.1	989.5	1973.5	0.990x + 8.311	1.000
H-B02	Dwyer	VFB-65	05/01/2023	500	1,000	2,000	494.9	998.2	1995.3	0.993x + 4.772	1.000
H-B03	Dwyer	VFB-65	05/01/2023	500	1,000	2,000	498.3	987.5	2010.6	1.005x - 15.690	0.999
H-B04	Dwyer	VFB-65	03/01/2023	500	1,000	2,000	500.4	999.5	2008.7	0.998x - 2.369	1.000
H-B05	Dwyer	VFB-65	03/01/2023	500	1,000	2,000	499.0	997.8	1972.3	0.981x + 20.957	0.999
H-B06	Dwyer	VFB-65	03/01/2023	500	1,000	2,000	503.6	995.0	1981.4	1.005x - 8.788	0.999
H-B07	Dwyer	VFB-65	04/01/2023	500	1,000	2,000	504.1	989.0	2018.7	1.002x - 2.144	1.000
H-B08	Dwyer	VFB-65	06/01/2023	500	1,000	2,000	499.8	999.2	1975.8	0.996x + 3.270	0.999
H-B09	Dwyer	VFB-65	06/01/2023	500	1,000	2,000	503.7	1006.6	2014.3	0.994x + 14.202	1.000
H-B10	Dwyer	VFB-65	06/01/2023	500	1,000	2,000	496.1	998.6	2012.4	0.997x + 2.443	1.000

CERTIFICATE OF CALIBRATION

FOR

NOMENCLATURE : VACUUM GAUGE
MANUFACTURER : HI-LIGHT
MODEL / TYPE : N/A
SERIAL NO. : N/A[64-220066-1]
CLID. NO. : 212201112
JOB CONTROL NO. : 220720073201

CUSTOMER : S.P.S. CONSULTING SERVICE CO., LTD.
7 SOI PHAHOLYOTHIN 24 ROAD., JOMPOL,
CHATUCHAK, BANGKOK 10900

DATE OF RECEIVED : 20 July 2022

DATE OF ISSUED : 22 July 2022

Report of calibration screening must not be taken in part. Except complete. Without the approval of the Calibration Laboratory Co., Ltd.

Calibrated By : Sittipong Pimdee
Calibration Engineer



Approved By : Mongkol Yotsoontorn
Authorized Signatory
22 July 2022



This Calibration Certificate documents the traceability to national standards, which realize the units of measurement according to the International System of Units (SI)

Certificate No. Q22073201

F3-011-04/01-12

page 1 of 3



@clccalibration

REPORT OF CALIBRATION

FOR

NOMENCLATURE : VACUUM GAUGE
MANUFACTURER : HI-LIGHT
MODEL / TYPE : N/A
SERIAL NO. : N/A[64-220066-1]
DATE OF CALIBRATION : 21 July 2022

ENVIRONMENT CONDITIONS :

Temperature : $(23 \pm 2) ^\circ\text{C}$

Relative Humidity : $(55 \pm 10) \% \text{RH}$

PROCEDURE USED :

This instrument was calibrated under procedure No. **CLC-CPPP-05** according to **DKD-R 6-1** as calibration guidelines.

The calibration was performed by direct measurement with Document Process Calibrator and Pressure Module which maintained by the Calibration Laboratory Co., Ltd.

REFERENCE STANDARD USED :

Document Process Calibrator, Fluke Model 744 S/N. 9226007 with Pressure Module Model 700PV4 S/N. 19298401.

TRACEABILITY :

The measurements are traceable to International System of Units (SI), through National Institute of Metrology (Thailand).
Certificate No. MP-0196-21, Due Date 17 November 2022.

UNCERTAINTY :

The reported uncertainty is based on a standard uncertainty multiplied by coverage factor of $k = 2$. It has been evaluated according to the "Calibration of Pressure Gauges (DKD-R 6-1)" which provides a level of confidence approximately 95%.

Certificate No. **Q22073201**

F3-011-04/01-12

page 2 of 3



CONDITION OF CALIBRATION ITEM : GOOD

MEASUREMENT RESULTS : (X) without adjustment () adjustment

The DUC was exercised by applying a known pressure from its zero to full scale 1 times. Then 2 series of known gauge pressure were applied. The STD reading were recorded and the means value were reported in the table below.

CALIBRATION DATA

CORRECTION OF PRESSURE

DUC Test point (inHg)	STD Reading (inHg)		Correction (inHg)	
	Up	Down	Up	Down
0	0.0	0.0	0.0	0.0
-5	-4.6	-4.7	+0.4	+0.3
-10	-9.5	-9.6	+0.5	+0.4
-15	-14.4	-14.5	+0.6	+0.5
-20	-19.4	-19.5	+0.6	+0.5
-25	-24.5	-24.5	+0.5	+0.5
-30	-29.5	-29.5	+0.5	+0.5

Uncertainty of measurement ± 0.2 inHg

Transmitting fluid : Air.

Technical Note. k factor 1 kPa = 0.2952998 inHg

Note. The Scope of Accredited ANAB Certificate No. ACDM-2814 Version 008 Page 36 of 54

This report is valid for the above stated instrument/s only.

End of Certificate

Certificate No. Q22073201

F3-011-04/01-12

page 3 of 3



@clccalibration

**QUALITY CALIBRATION CO.,LTD.**

235 Petchkasem 63/2 Road, Laksong, Bangkae, Bangkok 10160

Tel (662) 421-5402, (662) 444-0152-3, Fax (662) 809-4584

www.qcalibration.com

CERTIFICATE No : 22M2567

REFERENCE No : 64386-1

PAGE : 1 OF 2

Certificate of Calibration

EQUIPMENT : DIGITAL BALANCE

MANUFACTURER : METTLER TOLEDO

MODEL : XS 105DU

SERIAL No : 1126422905

ID No : BA 05/50

CONDITION AS RECEIVED : USED ITEM

SUBMITTED BY : S.P.S. CONSULTING SERVICE CO., LTD.
7 SOI PHAHOLYOTHIN 24, PHAHOLYOTHIN RD.,
JOMPOL, CHATUCHAK, BANGKOK 10900

CALIBRATED BY : TETNITHI W.

CALIBRATION DATE : 11-Mar-22

APPROVED BY : 
PONGSAK J.

ISSUED DATE : 17-Mar-22

RECEIVED DATE : 11-Mar-22

THIS CERTIFICATE MAY NOT BE REPRODUCED OTHER THAN IN FULL EXCEPT WITH THE PRIOR WRITTEN APPROVAL OF
QUALITY CALIBRATION CO., LTD.



CERTIFICATE No : 22M2567

PAGE : 2 OF 2

Calibration Report

EQUIPMENT : DIGITAL BALANCE MODEL : XS 105DU
MANUFACTURER : METTLER TOLEDO S/N : 1126422905
ID No : BA 05/50 RECEIVED DATE : 11-Mar-22
AIR PRESSURE : 1008mbar \pm 1mbar CALIBRATION DATE : 11-Mar-22
AMBIENT TEMPERATURE : 22° C \pm 1° C RELATIVE HUMIDITY : 49 %RH \pm 10 % RH

CONDITION OF THIS RESULTS OF CALIBRATION

1. THIS INSTRUMENT WAS CALIBRATED BY ACCORDING TO UKAS LAB 14 EDITION 6:2019 BY USING KNOWN WEIGHT STANDARD WEIGHT. THE BALANCE WAS NOT ADJUSTED BEFORE CALIBRATION. THE BALANCE HAS NO ZERO TRACKING FUNCTION. REPEATABILITY WAS MEASURED BY USING 10 REPEATED MEASUREMENTS. LINEARITY WAS MEASURED COVERING 10 POINTS, EVENLY SPREAD OVER THE RANGE. THE INSTRUMENT WAS SET ZERO BEFORE PERFORMING THE LINEARITY TEST. OFF-CENTER LOADING WAS MEASURED BY USING STANDARD WEIGHTS PLACED ON THE PAN AND MOVED TO VARIOUS POSITIONS ON THE PAN.

2. REFERENCE STANDARD INSTRUMENTS :-

INSTRUMENT	MODEL	SERIAL No	CERTIFICATE No	DUE DATE
1) STANDARD WEIGHT SET	E2	QK-I-151	C02210415	09-Feb-23

3. THIS RESULT WAS FOUND ACCURATE AS SHOWN ON DATE AND PLACE OF CALIBRATION ONLY.

4. THIS RESULT EXCLUDE LONG TERM STABILITY OF THE UNIT UNDER CALIBRATION.

5. THIS CERTIFICATE IS TRACEABLE TO THE INTERNATIONAL SYSTEM OF UNIT MAINTAINED AT:-

- NATIONAL INSTITUTE OF METROLOGY (THAILAND) THROUGH CENTRAL BUREAU OF WEIGHTS&MEASURES

RESULT OF CALIBRATION :- WITHOUT ADJUSTMENT

1. ZERO SETTING FUNCTION : NORMAL

2. TARE FUNCTION : NORMAL

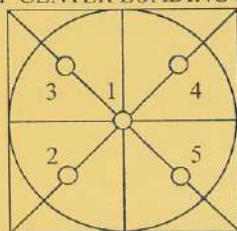
3. REPEATABILITY OF READING AT 20 g WAS 0.000004 g

4. REPEATABILITY OF READING AT 100 g WAS 0.000048 g

5. DEPARTURE FROM NOMINAL VALUE/ LINEARITY

NOMINAL VALUE (g)	BALANCE READING (g)	CORRECTION (g)	UNCERTAINTY (\pm g)
0.00	0.00000	0.00000	0.000058
0.02	0.01999	0.00001	0.000058
0.10	0.09999	0.00001	0.000059
0.20	0.19999	0.00001	0.000059
0.50	0.50001	-0.00001	0.000058
1.00	1.00001	-0.00001	0.000059
2.00	2.00000	0.00000	0.000059
5.00	5.00001	-0.00001	0.000061
10.00	10.00005	-0.00005	0.000063
20.00	20.00006	-0.00006	0.000069
50.00	50.0000	0.0000	0.00011
100.00	100.0001	-0.0001	0.00019
120.00	120.0001	-0.0001	0.00022

6. OFF CENTER LOADING ERROR



POINT	READING (g)	
1	10.00001	50.0000
2	10.00002	50.0000
3	10.00001	50.0000
4	10.00001	50.0000
5	10.00002	50.0001
OFF-CENTER LOADING	0.00001	0.0001

NOTE: THIS CALIBRATION WAS CARRIED OUT AT THE CUSTOMER'S PLACE AT PRODUCTION AREA

THE REPORTED UNCERTAINTY OF MEASUREMENT WAS BASED ON A STANDARD UNCERTAINTY MULTIPLIED BY A COVERAGE FACTOR $k=2$, PROVIDING A LEVEL OF CONFIDENCE APPROXIMATELY 95%.

END OF CALIBRATION REPORT

SITHIPHORN ASSOCIATES CO.,LTD. CALIBRATION LABORATORY



451-451/1 Sirinthorn Rd.,Bangbumru, Bangplud Bangkok 10700 THAILAND.
Tel.0-2435-8800 Fax.0-2433-1679 e-mail:cal-center@sithiphorn.com http://www.sithiphorn.com

NSC-TISI-TIS 17025
CALIBRATION 0394

Cert. No. : SP22018

Pages 1 of 3

Calibration Certificate

Equipment : UV-VIS SPECTROPHOTOMETER
Manufacturer : PERKINELMER
Model : LAMBDA 25
Serial No.: 501S14123010
ID No.: SP03/58
Calibration Mode : WAVELENGTH ACCURACY
PHOTOMETRIC ACCURACY

Condition As Found : GOOD

Customer : S.P.S. CONSULTING SERVICE CO., LTD.
7 SOI PHAHOLYOTHIN 24, PHAHOLYOTHIN ROAD,
CHOMPHON, CHATUCHAK,
BANGKOK 10900, THAILAND.

Location : ORGANIC LABORATORY IV

Ambient Temperature : (24.4 ± 5) °C
Relative Humidity : (60.1 ± 25) %

Received Date : 30 AUGUST 2022
Calibration Date : 30 AUGUST 2022
Date of Issue : 31 AUGUST 2022

Calibrated by :

Nathakorn Pisutpaisan

Approved by :


(Thanakul Petchurai)

This certificate is issued in accordance with the requirements of ISO/IEC 17025 standard, may not be reproduced other than in full, except with the prior written approval of the head of Calibration Laboratory.

Continuation of Calibration Certificate

Cert. No. : SP22018
Job No. : VC65SP0008
Pages : 2 of 3

Calibration Method :

This instrument was calibrated by using on-site calibration procedure In-house method : CP-SP-01
The calibration procedure to direct measurement wavelength accuracy by using wavelength standard solution, Photometric accuracy by using absorbance standard filter and absorbance standard solution
The calibration procedure used was based on ASTM E275-01,ASTM E925-02

Condition of this result of calibration :

1. Certified reference materials

<u>Material</u>	<u>Ref. type</u>	<u>Cell serial No.</u>	<u>Cert. No.</u>	<u>Due Date</u>
Holmium liquid	RM-HL	29706	87569	13/10/2022
Didymium liquid	RM-DL	28912	87588	15/10/2022
Neutral density filter	RM-1N2N3N	13877	87600	15/10/2022
Potassium dichromate solutions	RM-0204060810	14204	87614	16/10/2022
Potassium Iodide solution	-	KI-0701-001	CI-0090-22	08/04/2024

2. This result of calibration was found accurate as shown on date and place of calibration only.

3. This certificate is traceable to the international system of unit maintained at :

- 3.1 The UK National Physical Laboratory (NPL)
- 3.2 The National Institute of Standards and Technology,NIST.

Result of calibration : Wavelength Accuracy

(Without adjustment)

<u>Material</u>	<u>Certified Values of Reference Material (nm)</u>	<u>UUC* Reading (nm)</u>	<u>Error (nm)</u>	<u>Uncertainty ± (nm)</u>	<u>k Factor</u>
RM-HL	278.13	278.3	0.17	0.16	2.00
	361.25	361.4	0.15	0.16	2.00
	467.82	467.8	-0.02	0.16	2.00
	536.56	536.5	-0.06	0.16	2.00
	640.50	640.5	0.00	0.16	2.00
RM-DL	740.09	740.0	-0.09	0.16	2.00
	864.94	865.2	0.26	0.16	2.00

UUC* = Unit Under Calibration

Continuation of Calibration Certificate

Cert. No. : SP22018
Job No. : VC65SP0008
Pages : 3 of 3

Result of calibration : Photometric Accuracy

(Without adjustment)

Material	Wavelength (nm)	Filter: S/N	Nominal Absorbance (A)	Certified Absorbance (A)	UUC* Reading Absorbance (A)	Error (A)	Uncertainty ± (A)	k Factor
Neutral Density glass filter	440.0	29360	1.0	1.0524	1.0539	0.0015	0.0028	2.00
		29914	0.7	0.7454	0.7459	0.0005	0.0029	2.00
		29381	0.5	0.5426	0.5426	0.0000	0.0028	2.00
	546.1	29360	1.0	0.9822	0.9810	-0.0012	0.0028	2.00
		29914	0.7	0.6962	0.6960	-0.0002	0.0028	2.00
		29381	0.5	0.5076	0.5070	-0.0006	0.0029	2.00
	590.0	29360	1.0	1.0221	1.0202	-0.0019	0.0028	2.00
		29914	0.7	0.7238	0.7230	-0.0008	0.0029	2.00
		29381	0.5	0.5364	0.5360	-0.0004	0.0031	2.00
	635.0	29360	1.0	0.9751	0.9732	-0.0019	0.0028	2.00
		29914	0.7	0.6912	0.6902	-0.0010	0.0029	2.00
		29381	0.5	0.5214	0.5210	-0.0004	0.0032	2.00
Material	Wavelength (nm)	Solution (mg/l)	Certified Absorbance (A)	UUC* Reading Absorbance (A)	Error (A)	Uncertainty ± (A)	k Factor	
RM-0204060810	235.0	20	0.2436	0.2419	-0.0017	0.0101	2.00	
		40	0.4905	0.4855	-0.0050	0.0115	2.00	
		60	0.7453	0.7388	-0.0065	0.0067	2.00	
		80	0.9920	0.9839	-0.0081	0.0071	2.00	
		100	1.2487	1.2414	-0.0073	0.0073	2.00	

UUC* = Unit Under Calibration

Condition of this result of calibration : Spectrophotometer PERKINELMER Model Lambda 25 S/N 501S141230

Resolution of Wavelength Mode 0.1 nm
Resolution of Photometric Mode 0.0001 A
Parameter Setting
Measurement Mode Wavelength, Absorbance
Wavelength Scan 1100 nm-190 nm
Scanning Speed 7.5 nm/min
Data Pitch 0.1 nm
Band width(Wavelength) 1.0 nm
Band width(Vis) 1.0 nm
Band width(Uv) 1.0 nm

Stray Light** UUC* Reading at 220 nm	
Transmission T(%)	Absorbance(A)
0.0107	3.9886

**Specific Acceptance :

Transmission \leq 1.0 T(%), Absorbance \geq 2.0 A

**Stray light not TISI Accredited

The reported uncertainty is based on a standard uncertainty multiplied by a coverage factor k , providing a level of confidence of approximately 95%

End of Calibration Certificate

ระดับเสียงในบรรยากาศ

THAILAND INSTITUTE OF SCIENTIFIC AND TECHNOLOGICAL RESEARCH (TISTR)

Request No. 21-66/0413

MTC No. EEL. BP. 109/0366

CALIBRATION CERTIFICATE

Submitted by : S.P.S. Consulting Service Co.,Ltd.

Address : 7 Soi Phaholyothin 24, Phaholyothin Road, Jompol, Chatuchak, Bangkok 10900.

Calibrated at : Electrical and Electronic Standards Laboratory, Industrial Metrology and Testing Service Centre.
: Soi 1C, Bangpoo Industrial Estate, Sukhumvit Rd., Muang, Samutprakan 10280.

Instrument Calibrated :

Description : Sound Calibrator

Manufacturer : ACO

Model : 2127

Serial No. : 130006

Ambient Environment

Temperature : $(23 \pm 3) ^\circ\text{C}$

Relative Humidity : $(50 \pm 15) \%$

Ambient Pressure : $(101.325 \pm 1.500) \text{ kPa}$

Standards used : 1. Digital Function Synthesizer NF Electronic DF-193A S/N 122037.
2. Measuring Amplifier Bruel&Kjaer 2636 S/N 1537484.
3. Programmable Attenuator Tamagawa TPA-303A S/N OF 2214.
4. Digital Multimeter Agilent 34401A S/N MY44005560.
5. Pressure Transmitter Vaisala PTB202AD S/N T0650001.
6. Audio Analyzer Keithley 2015-P S/N 4106495.
7. Condenser Microphone Bruel&Kjaer 4180 S/N 2889871.

Calibration Procedure: CP-102-04 based on IEC 60942-2003. The sound pressure level of instrument was measured by standard microphone using an insert voltage technique.

This instrument has been calibrated against standards maintained at Electrical and Electronic Standards Laboratory (EEL), which are traceable to the International System of Units through the National Institute of Metrology (Thailand).

The information on actual reading is attached herewith and the uncertainty limits quoted refer to the measured values only.

Date of Receipt : 27 Mar. 2023

Date of Calibration : 29 Mar. 2023

1 / 2

The results relate only to the items tested/calibrated or value assigned.

Advertising the Report/Certificate and publicity of the results except in full are prohibited unless written permission is obtained from the governor of TISTR.

FM.BL.MTC.002 Rev.4

Head Office
35 Mu 3 Tambon Khlong Ha, Amphoe Khlong Luang,
Changwat Pathumthani 12120, Thailand
Tel. (66) 0 2577 9000
Fax. (66) 0 2577 9009
E-mail : rumpai@tistr.or.th Website:www.tistr.or.th

Office/Laboratory
Soi 1C, Bangpoo Industrial Estate, Sukhumvit Road,
Amphoe Muang, Changwat Samutprakan 10280, Thailand
Tel. (66) 0 2323 1672-80 ext. 115, 116
Fax. (66) 0 2323 9165
E-mail : mtc@tistr.or.th

Office
196 Phahonyothin Road, Chatuchak, Bangkok 10900,
Thailand
Tel. (66) 0 2579 1121-30 ext. 5219, 5225, 5217
Fax. (66) 0 2579 8592
E-mail : sumalee@tistr.or.th

THAILAND INSTITUTE OF SCIENTIFIC AND TECHNOLOGICAL RESEARCH (TISTR)

Request No. 21-66/0413

MTC No. EEL. BP. 109/0366

The reported expanded uncertainty is based upon a standard uncertainty multiplied by a coverage factor $k = 2$, providing a level of confidence of approximately 95%.

Nominal Output of Unit Under Test = 94 dB re 20 μ Pa at 1000 Hz

Acoustic Output in dB re 20 μ Pa, Corrected to Reference Conditions : 101.325 kPa, 23.0°C and 50 %RH

1. Sound Pressure Level

Standard Microphone Type	Measured Sound Pressure Level (dB)	Deviated value (dB)	Uncertainty (dB)	Tolerance limit IEC60942:2003 Class 1
1/2 inch Bruel&Kjaer 4180	93.94	-0.06	± 0.10	± 0.40 dB

2. Frequency

Standard Microphone Type	Measured Frequency (Hz)	Deviated value (Hz)	Uncertainty (Hz)	Tolerance limit IEC60942:2003 Class 1
1/2 inch Bruel&Kjaer 4180	999.9	-0.1	± 1.5	$\pm 1.0\%$

3. Total distortion

Standard Microphone Type	Measured Total distortion (%)	Uncertainty (%)	Tolerance limit IEC60942:2003 Class 1
1/2 inch Bruel&Kjaer 4180	1.80	± 0.50	$\pm 3.0\%$

Note : 1. No adjustment.

2. The calibrator pressure correction was not included.

3. The microphone volume correction was not included.

Calibrated by :


(Mr. Weerachai Deechaiyae)

Approved by :


(Mr. Prawate Kluaypa)
Director

Electrical and Electronic Standards Laboratory

Industrial Metrology and Testing Service Centre

Date of Calibration : 29 Mar. 2023

Date of Issue : 30 Mar. 2023

Ref : 2011266032701228001

End of Certificate

2 / 2

The results relate only to the items tested/calibrated or value assigned.

Advertising the Report/Certificate and publicity of the results except in full are prohibited unless written permission is obtained from the governor of TISTR.

FM.BL.MTC.002 Rev.4



บริษัท เอส.พี.เอส. คอนซัลติ้ง เซอร์วิส จำกัด
S.P.S. CONSULTING SERVICE CO., LTD.
7 ซอยพหลโยธิน 24 ถนนพหลโยธิน แขวงจอมพล เขตจตุจักร กรุงเทพฯ 10900
7 Soi Phaholyothin 24, Phaholyothin Rd., Jompol, Chatuchak, Bangkok 10900
Tel : (662) 939-4370-72, Fax : (662) 513-4221, E-mail : sale@spscon.com, www.spscon.com

Noise B_153/23

Sound Level Meter Calibration Report

Acoustic Calibrator Data

Brand	ACO	Number	AC 03/56
Model	2127	Serial No.	130006
Calibration Range	94 dB, 1000 Hz	Last Calibration	29 March 2023
		Due Date	29 March 2024

Calibration Data

Sound Level Meter Data				Calibration Data		
SLM No.	Brand	Model	Serial No.	Date	Actual Reading [dB]	
					Before Adjustment	After Adjustment
ACO-B11	ACO	6236	00152079	16 April 2023	94.0	94.0
ACO-B19	ACO	6236	00172057	16 April 2023	94.0	94.0
ACO-B21	ACO	6236	00172059	16 April 2023	94.1	94.0
ACO-B23	ACO	6236	00182002	16 April 2023	94.0	94.0
Acoustic Certified Value : Thailand Institute of Scientific and Technological Research (TISTR)					93.94 ± 0.10 dB	



บริษัท เอส.พี.เอส. คอนซัลติ้ง เซอร์วิส จำกัด
S.P.S. CONSULTING SERVICE CO., LTD.
7 ซอยพหลโยธิน 24 ถนนพหลโยธิน แขวงจตุจักร เขตจตุจักร กรุงเทพฯ 10900
7 Soi Phaholyothin 24, Phaholyothin Rd., Jompol, Chatuchak, Bangkok 10900
Tel : (662) 939-4370-72, Fax : (662) 513-4221, E-mail : sale@spscon.com, www.spscon.com

Noise B_066/23

Sound Level Meter Calibration Report

Acoustic Calibrator Data

Brand	ACO	Number	AC 03/56
Model	2127	Serial No.	130006
Calibration Range	94 dB, 1000 Hz	Last Calibration	28 April 2022
		Due Date	28 April 2023

Calibration Data

Sound Level Meter Data				Calibration Data		
SLM No.	Brand	Model	Serial No.	Date	Actual Reading [dB]	
					Before Adjustment	After Adjustment
ACO-B06	ACO	6236	00142003	18 February 2023	94.0	94.0
ACO-B07	ACO	6236	00142004	18 February 2023	94.0	94.0
ACO-B09	ACO	6236	00152004	18 February 2023	94.1	94.0
ACO-B13	ACO	6236	00152084	18 February 2023	93.9	94.0
ACO-B17	ACO	6236	00172042	18 February 2023	94.0	94.0
ACO-B19	ACO	6236	00182001	18 February 2023	94.0	94.0
ACO-B26	ACO	6236	00182007	18 February 2023	94.1	94.0
ACO-B28	ACO	6236	00182009	18 February 2023	94.0	94.0
ACO-B30	ACO	6236	00182012	18 February 2023	93.9	94.0
ACO-B32	ACO	6236	00182014	18 February 2023	93.9	94.0
Acoustic Certified Value : Thailand Institute of Scientific and Technological Research (TISTR)					93.93 ± 0.10 dB	

คุณภาพน้ำ

Certificate of Calibration

Certificate No. : 65-400210-1

Page : 1 of 2

Submitted by : S. P. S Consulting Service Co.,Ltd.

7 Soi Phaholyothin 24, Phaholyothin Rd., Jompol, Chatuchak, Bangkok 10900

Equipment : Liquid in Glass Thermometer

Manufacturer : SK

Model : N/A

Range : 0 °C to 100 °C

Resolution : 1 °C

Serial No. : N/A

Immersion : Total

ID No. : TM21/59

Environment : Ambient Temperature : (23 ± 2) °C

Relative Humidity : (50 ± 15) %

Line Voltage : (220 ± 22) VAC

Date of Received : 19 April 2022

Date of Calibration : 23 April 2022

Date of Issue : 23 April 2022

Calibrated by : Chortip Samchusri

Calibration Method : This instrument was calibrated by In-house method comparison technique CAL-M4001 based on ASTM E77-07 by compared with PRT in the liquid bath at the constant controlled temperature.

The temperature scale used was based on ITS-90

Reference Standard Instruments : This certification is traceable to the International System of Units

1. Platinum Resistance Thermometer (PRT)

ID No.	Cert. No.	Due Date	Traceability
400001	TT-0016-22	07 Feb 2024	National Institute of Metrology Thailand (NIMT)

2. Standard Digital Thermometer

ID No.	Cert. No.	Due Date	Traceability
400003	21E1850	14 Jun 2023	National Institute of Metrology Thailand (NIMT)
400004	21E1850	14 Jun 2023	National Institute of Metrology Thailand (NIMT)

Approved by :

(Bunjerd Masri)

Supervisor

The Uncertainties are for a confidence probability of approximately 95%

This certificate may not be reproduced other than in full except with the prior written approval of the Calibratech Co.,Ltd.



Certificate of Calibration

Certificate No. : 65-400210-1

Page : 2 of 2

Result of Calibration : Without Adjustment

UUC Condition As-Received : Good

Function : Temperature measurement

Ice point check : UUC* reading 0 °C Standard reading 0.6439 °C

Standard Reading (°C)	UUC Reading (°C)	Correction (°C)	Uncertainty (± °C)
20.6690	20	0.7	0.31

Remark

UUC : Unit Under Calibration

This result of calibration was found accurate as shown on date and place of calibration only.

This reported uncertainty of measurement was based on a standard uncertainty multiplied by a coverage factor $k = 2$, providing a level of confidence of approximately 95%

- o0o -

B✓



**QUALITY CALIBRATION CO.,LTD.**

235 Petchkasem 63/2 Road, Laksong, Bangkae, Bangkok 10160

Tel (662) 421-5402, (662) 444-0152-3, Fax (662) 809-4584



CERTIFICATE No : 22E9693

REFERENCE No : 66476-1

PAGE : 1 OF 3

Certificate of Calibration

EQUIPMENT : pH METER

MANUFACTURER : HANNA

MODEL : HI 3512

SERIAL No : TH118035

ID No : pH 04/56

CONDITION AS RECEIVED : USED ITEM

SUBMITTED BY : S.P.S. CONSULTING SERVICE CO., LTD.
7 SOI PHAHOLYOTHIN 24, PHAHOLYOTHIN RD.,
JOMPOL, CHATUCHAK, BANGKOK 10900

CALIBRATED BY : ATSAWIN Y.

CALIBRATION DATE : 15-Sep-22

APPROVED BY : PONGSAK J.

ISSUED DATE : 15-Sep-22

RECEIVED DATE : 14-Sep-22

THIS CERTIFICATE MAY NOT BE REPRODUCED OTHER THAN IN FULL EXCEPT WITH THE PRIOR WRITTEN APPROVAL OF
QUALITY CALIBRATION CO., LTD.

**QUALITY CALIBRATION CO.,LTD.**

235 Petchkasem 63/2 Road, Laksong, Bangkai, Bangkok 10160

Tel (662) 421-5402, (662) 444-0152-3, Fax (662) 809-4584

CERTIFICATE No : 22E9693

PAGE : 2 OF 3

Calibration Report

EQUIPMENT : pH METER
MANUFACTURER : HANNA
ID No : pH 04/56
RECEIVED DATE : 14-Sep-22
AMBIENT TEMPERATURE : 20 °C ± 1 °C

MODEL : HI 3512
SERIAL NUMBER : TH118035
CALIBRATION DATE : 15-Sep-22
RELATIVE HUMIDITY : 50 % RH ± 10% RH

CONDITION OF THIS RESULTS OF CALIBRATION

1. THIS INSTRUMENT WAS CALIBRATED BY DIRECT MEASUREMENT METHOD BASED ON WI-TQ-062 AND WI-TQ-063. THE DISPLAY UNIT WAS TESTED BY GENERATING STANDARD VOLTAGE TO THE UNIT AND READ THE VALUE COMPARED WITH CALCULATED VALUE. THE DISPLAY AND ELECTRODE WAS CALIBRATED BY USING STANDARD pH BUFFER
2. REFERENCE STANDARD INSTRUMENTS :-

<u>INSTRUMENT</u>	<u>MODEL</u>	<u>SERIAL No/</u> <u>LOT No</u>	<u>CERTIFICATE No</u>	<u>DUE DATE</u>
1) pH STANDARD SOLUTION	00651-06	CC719181	4880-12119147	05-Apr-23
2) pH STANDARD SOLUTION	00651-08	CC718727	4881-12110709	31-Mar-23
3) pH STANDARD SOLUTION	00651-10	CC717045	4882-12065386	17-Mar-23
4) PROCESS CALIBRATOR	CA150	91S6079	22E1145	31-Mar-23
5) BATH	260014	1247 48074	22T9870	13-Sep-23
6) THERMOMETER WITH PROBE	421504	55000379	22T9904	13-Sep-23

3. THIS RESULT WAS FOUND ACCURATE AS SHOWN ON DATE AND PLACE OF CALIBRATION ONLY.
4. THIS RESULT EXCLUDE LONG TERM STABILITY OF THE UNIT UNDER CALIBRATION.
5. THIS CERTIFICATE IS TRACEABLE TO SI UNIT MAINTAINED AT :-
 - NATIONAL INSTITUTE OF STANDARD AND TECHNOLOGY, USA.
 - NATIONAL INSTITUTE OF METROLOGY (THAILAND)

RESULT OF CALIBRATION : ADJUSTMENT**1. DISPLAY UNIT ONLY**SLOPE FACTOR $k = 2.303 \text{ RT/F} = 59 \text{ mV/pH}$

mV APPLIED	UUC READING (mV)	CORRECTION (mV)	UUC READING (pH)	UNCERTAINTY OF MEASUREMENT (± mV)	COVERAGE FACTOR k
414.11	414.8	-0.69	-0.171	0.14	2.0
354.95	355.6	-0.65	0.860	0.14	2.0
295.80	296.4	-0.60	1.892	0.14	2.0
236.64	237.2	-0.56	2.922	0.14	2.0
177.48	178.0	-0.52	3.954	0.14	2.0
118.32	118.8	-0.48	4.985	0.14	2.0
59.16	59.7	-0.54	6.016	0.14	2.0
0.00	0.5	-0.50	7.049	0.14	2.0
-59.16	-58.8	-0.36	8.136	0.14	2.0
-118.32	-117.9	-0.42	9.223	0.14	2.0
-177.48	-177.1	-0.38	10.311	0.14	2.0
-236.64	-236.3	-0.34	11.399	0.14	2.0
-295.80	-295.5	-0.30	12.487	0.14	2.0
-354.95	-354.7	-0.25	13.575	0.14	2.0
-414.11	-413.9	-0.21	14.662	0.14	2.0

END OF CALIBRATION REPORT PAGE 2 OF 3

**QUALITY CALIBRATION CO.,LTD.**

235 Petchkasem 63/2 Road, Laksong, Bangkae, Bangkok 10160

Tel (662) 421-5402, (662) 444-0152-3, Fax (662) 809-4584

CERTIFICATE No : 22E9693

PAGE : 3 OF 3

Calibration Report**RESULT OF CALIBRATION (CONTINUE) :****2. DISPLAY UNIT WITH pH ELECTRODE S/N: 09081C6M**

STANDARD pH BUFFER SOLUTION (pH)	UUC READING (pH)	CORRECTION (pH)	VALUE BEFORE ADJUSTMENT	UNCERTAINTY OF MEASUREMENT (\pm pH)	COVERAGE FACTOR k
4.007	4.007	0.000	3.996	0.012	2.0
7.004	7.006	-0.002	6.944	0.012	2.0
10.016	10.012	0.004	10.194	0.014	2.0

3. DISPLAY UNIT WITH TEMPERATURE

STANDARD READING (°C)	UUC READING (°C)	CORRECTION (°C)	VALUE BEFORE ADJUSTMENT	UNCERTAINTY OF MEASUREMENT (\pm °C)	COVERAGE FACTOR k
25.003	25.0	0.003	---	0.0085	2.0

4. PERCENT SLOPE 100%

UUC : UNIT UNDER CALIBRATION

THE REPORTED UNCERTAINTY OF MEASUREMENT WAS BASED ON A STANDARD UNCERTAINTY MULTIPLIED BY A COVERAGE FACTOR k, PROVIDING A LEVEL OF CONFIDENCE APPROXIMATELY 95%.

END OF CALIBRATION REPORT



TECHNOLOGY PROMOTION ASSOCIATION (THAILAND-JAPAN)
CORPORATE SERVICES 3: EQUIPMENT CALIBRATION AND TESTING SERVICES
534/4 PATTANAKARN ROAD SOI 18, SUANLUANG, SUANLUANG BANGKOK 10250
TEL. 0-2717-3000-27 FAX. 0-2719-9484



Cert.No.: 22CH140

Page.: 1 of 2

Certificate of Calibration

Equipment : Conductivity Meter
Manufacturer : Mettler Toledo
Model : SevenCompact
Serial No. : C141708983
ID No. : -
Condition As-Received: Used Item
Received Date : 31 January 2022
Calibration Date : 02 February 2022
Reference : 2201-0954WSC-1
Submitted by : S.P.S. Consulting Service Co.,Ltd.
7 Soi Phahonyothin 24, Phahonyothin Rd.,
Chom Phon, Chatuchak, Bangkok 10900
Ambient Temperature : $(25 \pm 2.5) ^\circ\text{C}$
Relative Humidity : $(50 \pm 15) \%$
Calibration Procedure: In -house method :
- CP-CH6 : based on direct measurement by
using certified reference material (CRM)

Calibrated by : Warakorn Lerngagtrakul

Approved by :

Malee

Approved Signatory

- (☒) Malee Butkruea
(☐) Saithip Meangmai
(☐) Warakorn Lerngagtrakul

Issue Date : 10 February 2022

The Uncertainties are for a confidence probability of approximately 95%

This certificate may not be reproduced other than in full, except with the prior written
Approval of the head of Corporate Services 3 : Equipment Calibration and Testing Services.

A 0037795



Cert.No.: 22CH140

Page.: 2 of 2

Condition of this result of calibration**1. Reference Standard Instrument :-**

<u>Instrument</u>	<u>Serial No.</u>	<u>ID No.</u>	<u>Certificate No.</u>	<u>Due date</u>
1) Thermometer	1963878	130RC095	21I977	17 Sep 2022

This certification is traceable to the International System of Unit maintained at:-

- Traceable to National Institute of Metrology (Thailand), NIMT

2. Certified Reference Materials :-

- Conductivity calibration solution, CPA chem Ltd., The measurement results are traceable to SI through CPA chem Ltd., ANSI-ASQ National Accreditation Board, Accredited No. AR-1835

<u>Conductivity Solution</u>	<u>Manufacturer</u>	<u>Lot No.</u>	<u>Exp. date</u>
147.0 $\mu\text{S/cm}$	CPA Chem	761020	02 Aug 2022
1413.0 $\mu\text{S/cm}$	CPA Chem	761021	02 Aug 2022
12.880 mS/cm	CPA Chem	761022	02 Aug 2022
111.3 mS/cm	CPA Chem	768164	12 Sep 2022

- Control Conductivity calibration solution temperature by Water bath (25 ± 0.1) $^{\circ}\text{C}$

3. This certificate is valid only to the item calibrated on date and place of calibration.

Calibration results**Function : Conductivity Measurement****(*) After Adjustment at 0.147, 1.413, 12.880, 111.3 mS/cm** **Conductivity Electrode Serial No.: 5821320179**

Standard Conductivity Solution	Before Adjustment UUC* Reading	After Adjustment UUC* Reading	Uncertainty of Measurement (\pm)	Coverage factor k
147.0 $\mu\text{S/cm}$	148.1 $\mu\text{S/cm}$	147.0 $\mu\text{S/cm}$	0.99 $\mu\text{S/cm}$	2.00
1413.0 $\mu\text{S/cm}$	1413 $\mu\text{S/cm}$	1413 $\mu\text{S/cm}$	9.2 $\mu\text{S/cm}$	2.00
12.880 mS/cm	12.61 mS/cm	12.88 mS/cm	0.086 mS/cm	2.00
111.3 mS/cm	105.7 mS/cm	111.4 mS/cm	0.76 mS/cm	2.00

Remark**- UUC* = Unit Under Calibration****- 147.0 $\mu\text{S/cm}$ Adjustment Cell constant = 0.550585 cm^{-1}** **- 1413.0 $\mu\text{S/cm}$ Adjustment Cell constant = 0.554585 cm^{-1}** **- 12.880 mS/cm Adjustment Cell constant = 0.562585 cm^{-1}** **- 111.3 mS/cm Adjustment Cell constant = 0.578585 cm^{-1}**

The reported uncertainty of measurement was based on a standard uncertainty multiplied by a coverage factor k , providing a level of confidence of approximately 95 %.

Malu.

-o0o-

a 1093760



CERTIFICATE No : 22M2569

REFERENCE No : 64386-3

PAGE : 1 OF 2

Certificate of Calibration

EQUIPMENT : DIGITAL BALANCE

MANUFACTURER : SARTORIUS

MODEL : BSA224S-CW

SERIAL No : 36591843

ID No : BA 09/61

CONDITION AS RECEIVED : USED ITEM

SUBMITTED BY : S.P.S. CONSULTING SERVICE CO., LTD.
7 SOI PHAHOLYOTHIN 24, PHAHOLYOTHIN RD.,
JOMPOL, CHATUCHAK, BANGKOK 10900

CALIBRATED BY : TETNITHI W.

CALIBRATION DATE : 11-Mar-22

APPROVED BY : PONGSAK J.

ISSUED DATE : 17-Mar-22

RECEIVED DATE : 11-Mar-22



CERTIFICATE No : 22M2569

PAGE : 2 OF 2

Calibration Report

EQUIPMENT : DIGITAL BALANCE MODEL : BSA224S-CW
MANUFACTURER : SARTORIUS S/N : 36591843
ID No : BA 09/61 RECEIVED DATE : 11-Mar-22
AIR PRESSURE : 1008mbar \pm 1mbar CALIBRATION DATE : 11-Mar-22
AMBIENT TEMPERATURE : 22° C \pm 1° C RELATIVE HUMIDITY : 51 %RH \pm 10 % RH

CONDITION OF THIS RESULTS OF CALIBRATION

1. THIS INSTRUMENT WAS CALIBRATED BY ACCORDING TO UKAS LAB 14 EDITION 6:2019 BY USING KNOWN WEIGHT STANDARD WEIGHT. THE BALANCE WAS ADJUSTED USING WEIGHT OF QUALITY CALIBRATION TO ADJUST. THE BALANCE HAS NO ZERO TRACKING FUNCTION. REPEATABILITY WAS MEASURED BY USING 10 REPEATED MEASUREMENTS. LINEARITY WAS MEASURED COVERING 10 POINTS, EVENLY SPREAD OVER THE RANGE. THE INSTRUMENT WAS SET ZERO BEFORE PERFORMING THE LINEARITY TEST. OFF-CENTER LOADING WAS MEASURED BY USING STANDARD WEIGHTS PLACED ON THE PAN AND MOVED TO VARIOUS POSITIONS ON THE PAN.

2. REFERENCE STANDARD INSTRUMENTS :-

INSTRUMENT	MODEL	SERIAL No	CERTIFICATE No	DUE DATE
1) STANDARD WEIGHT SET	E2	QK-I-151	C02210415	09-Feb-23

3. THIS RESULT WAS FOUND ACCURATE AS SHOWN ON DATE AND PLACE OF CALIBRATION ONLY.

4. THIS RESULT EXCLUDE LONG TERM STABILITY OF THE UNIT UNDER CALIBRATION.

5. THIS CERTIFICATE IS TRACEABLE TO THE INTERNATIONAL SYSTEM OF UNIT MAINTAINED AT:-

- NATIONAL INSTITUTE OF METROLOGY (THAILAND) THROUGH CENTRAL BUREAU OF WEIGHTS&MEASURES

RESULT OF CALIBRATION :- WITHOUT ADJUSTMENT

1. ZERO SETTING FUNCTION : NORMAL

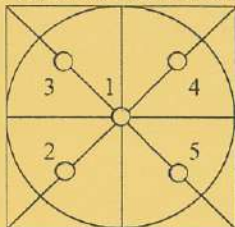
2. TARE FUNCTION : NORMAL

3. REPEATABILITY OF READING AT 200 g WAS 0.000048 g

4. DEPARTURE FROM NOMINAL VALUE/ LINEARITY

NOMINAL VALUE (g)	BALANCE READING (g)	CORRECTION (g)	UNCERTAINTY (\pm g)
0.00	0.0000	0.0000	0.000078
0.10	0.1000	0.0000	0.000078
0.20	0.2000	0.0000	0.000078
0.50	0.5000	0.0000	0.000079
1.00	1.0000	0.0000	0.000079
2.00	2.0000	0.0000	0.000080
5.00	5.0000	0.0000	0.000081
10.00	10.0000	0.0000	0.000084
20.00	20.0000	0.0000	0.000089
50.00	50.0000	0.0000	0.00011
100.00	100.0000	0.0000	0.00019
200.00	199.9999	0.0001	0.00032

5. OFF CENTER LOADING ERROR



POINT	READING (g)
1	99.9999
2	99.9999
3	100.0000
4	99.9999
5	99.9998
OFF-CENTER LOADING	0.0001

NOTE: THIS CALIBRATION WAS CARRIED OUT AT THE CUSTOMER'S PLACE AT PRODUCTION AREA

THE REPORTED UNCERTAINTY OF MEASUREMENT WAS BASED ON A STANDARD UNCERTAINTY MULTIPLIED BY A COVERAGE FACTOR $k=2$, PROVIDING A LEVEL OF CONFIDENCE APPROXIMATELY 95%.

END OF CALIBRATION REPORT



QUALITY CALIBRATION CO.,LTD.

235 Petchkasem 63/2 Road, Laksong, Bangkac, Bangkok 10160

Tel (662) 421-5402, (662) 444-0152-3, Fax (662) 809-4584

www.qcalibration.com

CERTIFICATE No : 22T10972
REFERENCE No : 66837-1


PAGE : 1 OF 3

Certificate of Calibration

EQUIPMENT : COD REACTOR
MANUFACTURER : HACH
MODEL : DRB 200
SERIAL No : 15110C0497
ID No : DRB 04/59
SUBMITTED BY : S.P.S. CONSULTING SERVICE CO., LTD.
7 SOI PHAHOLYOTHIN 24, PHAHOLYOTHIN RD.,
JOMPOL, CHATUCHAK, BANGKOK 10900

CALIBRATED BY : CHAICHARN CH.

CALIBRATION DATE : 20-Dec-22

APPROVED BY : 
PONGSAK J.

ISSUED DATE : 20-Dec-22

RECEIVED DATE : 20-Dec-22

THIS CERTIFICATE MAY NOT BE REPRODUCED OTHER THAN IN FULL EXCEPT WITH THE PRIOR WRITTEN APPROVAL OF
QUALITY CALIBRATION CO., LTD.

F-G010 REV : 02



CERTIFICATE No : 22T10972

PAGE : 2 OF 2

Calibration Report

EQUIPMENT : COD REACTOR
MANUFACTURER : HACH
ID NUMBER : DRB 04/59
RECEIVED DATE : 20-Dec-22
AMBIENT TEMPERATURE : 23° C ± 1° C

MODEL : DRB 200
SERIAL NUMBER : 15110C0497
CALIBRATION DATE : 20-Dec-22
RELATIVE HUMIDITY : 52 %RH ± 10 % RH

CONDITION OF THIS RESULTS OF CALIBRATION

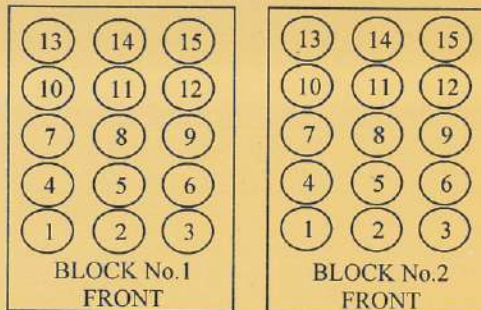
1. THIS INSTRUMENT WAS CALIBRATED BY DIRECT MEASUREMENT TEMPERATURE RECORDER WITH THERMOCOUPLE TYPE K UNDER NO LOAD CONDITION. THE THERMOCOUPLES WERE PLACED ON 15 POINTS AND LOCATED ONE THERMOCOUPLE IN EACH OF THE FOUR CORNERS OF THE REACTOR AND PLACED THE EIGHTH THERMOCOUPLE AT THE CENTER OF THE REACTOR.

2. REFERENCE STANDARD INSTRUMENTS :-

INSTRUMENT	MODEL	SERIAL No	CERTIFICATE No	DUE DATE
1) DATA LOGGER WITH TC TYPE K	HYDRA 2635A	8009008	22T7511	10-Jul-23

3. THIS RESULT WAS FOUND ACCURATE AS SHOWN ON DATE AND PLACE OF CALIBRATION ONLY.
4. THIS RESULT EXCLUDE LONG TERM STABILITY OF THE UNIT UNDER CALIBRATION.
5. THIS CERTIFICATE IS TRACEABLE TO THE INTERNATIONAL SYSTEM OF UNIT MAINTAINED AT:-
- NATIONAL INSTITUTE OF METROLOGY (THAILAND) THROUGH QUALITY CALIBRATION CO.,LTD.

RESULT OF CALIBRATION :- WITHOUT ADJUSTMENT



TEMPERATURE MEASUREMENT ACCURACY TEST

Block No.	1	2
Controller temperature (°C)	145	145
Indicating Temperature	145	145
Measured Temperature (°C) at Spread Locations	1	149.8
	2	149.6
	3	149.7
	4	149.8
	5	149.9
	6	149.8
	7	149.8
	8	149.8
	9	149.9
	10	149.8
	11	149.9
	12	149.7
	13	149.9
	14	149.9
	15	149.7
Uncertainty of Measurement(± °C)	0.86	0.86

NOTE 1 : THE UNCERTAINTY OF MEASUREMENT EXCLUDED TEMPERATURE UNIFORMITY OF THE CHAMBER.

NOTE 2 : THIS CALIBRATION WAS CARRIED OUT AT THE CUSTOMER'S PLACE AT LABORATORY AREA.

THE REPORTED UNCERTAINTY OF MEASUREMENT WAS BASED ON A STANDARD UNCERTAINTY MULTIPLIED BY A COVERAGE FACTOR k =2, PROVIDING A LEVEL OF CONFIDENCE APPROXIMATELY 95%.

END OF CALIBRATION REPORT



MAINTENANCE AND TEST CERTIFICATE MODEL

OPTIMA 5300DV

Customer : <u>S.P.S.Consulting Service Co.,Ltd</u>	Date Tested: <u>January 11, 2023</u>	
	Recommendation Recertification	
Address : <u>7 Soi Phaholyothin 24</u>	Period <u>6</u> Months	
<u>Paholyothin Road</u>	Recertification Due: <u>July 11, 2023</u>	
<u>Jompol Chatuchak, Bangkok 1090</u>	Date Last Certified: <u>July 11, 2022</u>	
User Name: <u>K.Phenpha Vipasthawatt</u>	Visit Number: <u>2 of 2</u>	
Phone: <u>083-9269252</u>	PerkinElmer Phone: <u>02-719-6420 ext 206</u>	
Fax: <u>02-513-4221</u>	PerkinElmer Fax: <u>02-318-5597</u>	

CONFIGURATION TESTED		ACCESSORIES/COMPONENT NOT INCLUDED
MODEL	SERIAL NUMBER	
<u>OPTIMA 5300DV</u>	<u>077C7042401</u>	
TESTED EQUIPMENT	CALIBRATION NUMBER	EXPIRATION
<u>IPV Methods</u>		
TEST STANDARD USED	PART NUMBER	EXPIRATION DATE
<u>Multielement Standard</u>	<u>N069-1579</u>	<u>May 30, 2023</u>
<u>Wavecal Solution</u>	<u>N058-2152</u>	<u>February 28, 2023</u>
<u>VIS Wavecal solution</u>	<u>N930-2946</u>	<u>August 30, 2023</u>
<u>Instrument Cal. STD4</u>	<u>N930-0221</u>	<u>November 30, 2023</u>
CUSTOMER SUPPLIED	COMMENTS	CUSTOMER INITIALS
<u>2 % HNO3</u>		
<u>10 % HNO3</u>		



MAINTENANCE AND TEST CERTIFICATE MODEL

OPTIMA 5300DV

SERIAL NUMBER 077C7042401**DATE TESTED** January 11, 2023**1. MECHANICAL CHECKS**

A. Inspect and clean all fans and filters.

☐ OK

B. Inspect and replace as necessary, all torch components including the RF coil.

☐ OK

C. Inspect all tubing for sign of clacking or leaking.

☐ OK

D. Adjust water and gas pressure regulator settings.

☐ OK

E. Inspect and leak check pneumatics drawers.

☐ OK

F. Clean the exterior of the instrument.

☐ OK**2. OPTICAL CHECKS**

A. Inspect and clean all optical components.

☐ OK

B. As required, check and replace all purgefilters.

☐ OK

C. Recheck optical alignment.

☐ OK**3. COOLING SYSTEM CHECKS**

A. Perform preventive maintenance on chiller.

☐ OK

B. Flush out the chiller every year.

☐ N/A**4. PERFORMANCE CHECKS**

A. Torch View Alignment.

☐ OK

B. Wavelength Calibration.

☐ OK



MAINTENANCE AND TEST CERTIFICATE MODEL

OPTIMA 5300DV

SERIAL NUMBER : 077C7042401
DATE TESTED : January 11, 2023

PARAMETER		SPECIFICATION		FINAL VALUE	
Spectral Resolution : UV	As 193.696 nm	≤ 0.007		<u>0.00504</u>	
	Ni 231.604 nm	≤ 0.008		<u>0.00646</u>	
	Ni 341.476 nm	≤ 0.012		<u>0.00768</u>	
Spectral Resolution : VIS	La 408.672 nm	≤ 0.020		<u>0.01597</u>	
	Ba 455.403 nm	≤ 0.025		<u>0.02185</u>	
Precision					
	As 193.656 nm	% RSD	< 1.0	<u>0.89</u>	%
	Zn 213.856 nm	% RSD	< 1.0	<u>0.77</u>	%
	Mn 257.610 nm	% RSD	< 1.0	<u>0.51</u>	%
	La 379.478 nm	% RSD	< 1.0	<u>0.44</u>	%
	Ba 455.403 nm	% RSD	< 1.0	<u>0.44</u>	%
	Ba 493.408 nm	% RSD	< 1.0	<u>0.46</u>	%
Detection Limits : Axial	Tl 190.080 nm	3(sd)		<u>4.04</u>	ppb
	As 193.696 nm	3(sd)		<u>3.58</u>	ppb
	Pb 220.353 nm	3(sd)		<u>1.90</u>	ppb
Detection Limits : Radial	As 193.696 nm	3(sd)		<u>47.72</u>	ppb
	Zn 213.856 nm	3(sd)		<u>1.02</u>	ppb
	Mn 257.610 nm	3(sd)		<u>0.68</u>	ppb
	La 379.478 nm	3(sd)		<u>1.43</u>	ppb
	Ba 455.403 nm	3(sd)		<u>0.10</u>	ppb
	Ba 493.408 nm	3(sd)		<u>0.36</u>	ppb
BEC : Axial (IB X 500)/(IS-IB)	Cd 226.502 nm	≤ 150 ppb		<u>58.36</u>	
BEC : Radial (IB X 1000)/(IS-IB)	Mn 257.610 nm	≤ 45 ppb		<u>104142.80</u>	



MAINTENANCE AND TEST CERTIFICATE MODEL
OPTIMA 5300DV

SERIAL NUMBER 077C7042401

DATE TESTED January 11, 2023

Remarks :

Commissioning follow as commissioning performance sheets.

This is to certify that the above tests have been performed and the configuration tested



meets



does not meet

the PerkinElmer Specifications listed on this certificate.

This certificate does not modify PerkinElmer's standard terms and condition of sale,
including warranty terms.

Service Department PerkinElmer Ltd.

Authorized Representative:



(Mr. Wiphan Promlumda)

Service Engineer



MIRACLE INTERNATIONAL TECHNOLOGY CO.,LTD

214 Bangwaek Rd. Bangpai Bangkac Bangkok 10160
Tel.: 0-2865-4647-8 Fax: 0-2865-4649 <http://www.mit.in.th>



CALIBRATION CERTIFICATE

Certificate No. : S2022090647-0003

Date Issued : 03-Oct-22

Customer : S.P.S. CONSULTING SERVICE CO., LTD.
7 Soi Phaholyothin 24 Phaholyothin Road., Jompol, Chatuchak,
Bangkok 10900

Equipment : Incubator

Manufacturer : BINDER

Model : BD 115

Serial No. : 12-16967

ID No./Tag No. : IN 05/56

Date Received : 30-Sep-22

Date Calibrated : 30-Sep-22

Calibrated by : Mr. Surat Aumarb

Calibration Method or Calibration Procedure Used

Standard method : CP-05 TLAS G-20.

This certificate is traceable to national standards, which realize the units of measurement according to the International System of Units (SI).

Result of Calibration

The reported uncertainty of measurement was based on standard uncertainty multiplied by a coverage factor $k = 2$, providing a level confidence approximately 95 percent.

This certificate may not be reproduced other than in full except with the prior written approval of the Miracle International Technology Company Limited.

Approved by:

Sarayuth T.
(Mr. Sarayuth Tochua)



Page 1 of 2

Certificate No. : S2022090647-0003

Environment : Ambient Temperature : Start record 26.5 °C, Stop record 26.6 °C
Relative Humidity : Start record 54.8 %RH, Stop record 54.6 %RH

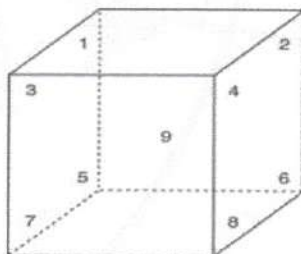
Calibration Temperature (°C)	Setting Temperature (°C)	Indicating Temperature (°C)	Measured Stability ¹ (°C)	Measured Uniformity ² (°C)	Overall Variation ³ (°C)
35	35.0	35.0	0.03	0.07	0.14
41.5	41.5	41.5	0.03	0.08	0.15

Without adjustment

Calibration Temperature (°C)	STD No. 1 (°C)	STD No. 2 (°C)	STD No. 3 (°C)	STD No. 4 (°C)	STD No. 5 (°C)	STD No. 6 (°C)	STD No. 7 (°C)	STD No. 8 (°C)	STD No. 9 (°C)	Uncertainty ⁴ ±°C
35	34.88	34.86	34.89	34.90	34.93	34.92	34.95	34.89	34.93	0.18
41.5	41.40	41.33	41.32	41.41	41.43	41.43	41.38	41.33	41.37	0.18

Note : Probe No. 9 is Reference Probe

Setting Air Fresh No. 0



Condition As-Received : Used Item

The measurement results and statements of conformity with specification only relate to the item calibrated.

Measurement Standards Used & Traceability :

The International System of Units (SI) through

MIT Certificate No. AD2207-125-0001 for Digital Thermometer with Probe (Agilent) Module 1 (73) NTC, Pt1000 Serial No. MY44024042, Due 01-Feb-23

Notes : 1. The temperature stability is the one-half of greatest maximum difference of measured temperatures at any one probe.

2. The temperature uniformity is the maximum difference of measured temperatures between of any probes and the measured temperature at the reference location which are observed at same time.

3. Overall variation is the difference of maximum and minimum measured temperatures throughout observation time.

4. The uncertainty of measurement is included temperature stability.

5. The temperature uniformity, stability, overall variation and indicating temperature is applicable to all air or gas filled temperature controlled enclosures at atmospheric pressure.

End of Certificate

SITHIPHORN ASSOCIATES CO.,LTD. CALIBRATION LABORATORY

451-451/1 Sirinthorn Rd.,Bangbumru, Bangplud Bangkok 10700 THAILAND.
Tel.0-2435-8800 Fax.0-2433-1679 e-mail:cal-center@sithiphorn.com http://www.sithiphorn.com



NSC-TISI-TIS 17025
CALIBRATION 0394

Cert. No. : SP22018

Pages 1 of 3

Calibration Certificate

Equipment : UV-VIS SPECTROPHOTOMETER
Manufacturer : PERKINELMER
Model : LAMBDA 25
Serial No.: 501S14123010
ID No.: SP03/58
Calibration Mode : WAVELENGTH ACCURACY
PHOTOMETRIC ACCURACY

Condition As Found : GOOD

Customer : S.P.S. CONSULTING SERVICE CO., LTD.
7 SOI PHAHOLYOTHIN 24, PHAHOLYOTHIN ROAD,
CHOMPHON, CHATUCHAK,
BANGKOK 10900, THAILAND.

Location : ORGANIC LABORATORY IV

Ambient Temperature : (24.4 ± 5) °C
Relative Humidity : (60.1 ± 25) %

Received Date : 30 AUGUST 2022
Calibration Date : 30 AUGUST 2022
Date of Issue : 31 AUGUST 2022

Calibrated by :

Nathakorn Pisutpaisan

Approved by :


(Thanakul Petchurai)

This certificate is issued in accordance with the requirements of ISO/IEC 17025 standard, may not be reproduced other than in full, except with the prior written approval of the head of Calibration Laboratory.

Continuation of Calibration Certificate

Cert. No. : SP22018

Job No. : VC65SP0008

Pages : 2 of 3

Calibration Method :

This instrument was calibrated by using on-site calibration procedure In-house method : CP-SP-01

The calibration procedure to direct measurement wavelength accuracy by using wavelength standard solution, Photometric accuracy by using absorbance standard filter and absorbance standard solution

The calibration procedure used was based on ASTM E275-01,ASTM E925-02

Condition of this result of calibration :

1. Certified reference materials

<u>Material</u>	<u>Ref. type</u>	<u>Cell serial No.</u>	<u>Cert. No.</u>	<u>Due Date</u>
Holmium liquid	RM-HL	29706	87569	13/10/2022
Didymium liquid	RM-DL	28912	87588	15/10/2022
Neutral density filter	RM-1N2N3N	13877	87600	15/10/2022
Potassium dichromate solutions	RM-0204060810	14204	87614	16/10/2022
Potassium Iodide solution	-	KI-0701-001	CI-0090-22	08/04/2024

2. This result of calibration was found accurate as shown on date and place of calibration only.

3. This certificate is traceable to the international system of unit maintained at :

3.1 The UK National Physical Laboratory (NPL)

3.2 The National Institute of Standards and Technology,NIST.

Result of calibration : Wavelength Accuracy

(Without adjustment)

<u>Material</u>	<u>Certified Values of Reference Material (nm)</u>	<u>UUC* Reading (nm)</u>	<u>Error (nm)</u>	<u>Uncertainty ± (nm)</u>	<u>k Factor</u>
RM-HL	278.13	278.3	0.17	0.16	2.00
	361.25	361.4	0.15	0.16	2.00
	467.82	467.8	-0.02	0.16	2.00
	536.56	536.5	-0.06	0.16	2.00
	640.50	640.5	0.00	0.16	2.00
RM-DL	740.09	740.0	-0.09	0.16	2.00
	864.94	865.2	0.26	0.16	2.00

UUC* = Unit Under Calibration

Continuation of Calibration Certificate

Cert. No. : SP22018
Job No. : VC65SP0008
Pages : 3 of 3

Result of calibration : Photometric Accuracy

(Without adjustment)

Material	Wavelength (nm)	Filter: S/N	Nominal Absorbance (A)	Certified Absorbance (A)	UUC* Reading Absorbance (A)	Error (A)	Uncertainty ± (A)	k Factor
Neutral Density glass filter	440.0	29360	1.0	1.0524	1.0539	0.0015	0.0028	2.00
		29914	0.7	0.7454	0.7459	0.0005	0.0029	2.00
		29381	0.5	0.5426	0.5426	0.0000	0.0028	2.00
	546.1	29360	1.0	0.9822	0.9810	-0.0012	0.0028	2.00
		29914	0.7	0.6962	0.6960	-0.0002	0.0028	2.00
		29381	0.5	0.5076	0.5070	-0.0006	0.0029	2.00
	590.0	29360	1.0	1.0221	1.0202	-0.0019	0.0028	2.00
		29914	0.7	0.7238	0.7230	-0.0008	0.0029	2.00
		29381	0.5	0.5364	0.5360	-0.0004	0.0031	2.00
	635.0	29360	1.0	0.9751	0.9732	-0.0019	0.0028	2.00
		29914	0.7	0.6912	0.6902	-0.0010	0.0029	2.00
		29381	0.5	0.5214	0.5210	-0.0004	0.0032	2.00
Material	Wavelength (nm)	Solution (mg/l)	Certified Absorbance (A)	UUC* Reading Absorbance (A)	Error (A)	Uncertainty ± (A)	k Factor	
RM-0204060810	235.0	20	0.2436	0.2419	-0.0017	0.0101	2.00	
		40	0.4905	0.4855	-0.0050	0.0115	2.00	
		60	0.7453	0.7388	-0.0065	0.0067	2.00	
		80	0.9920	0.9839	-0.0081	0.0071	2.00	
		100	1.2487	1.2414	-0.0073	0.0073	2.00	

UUC* = Unit Under Calibration

Condition of this result of calibration : Spectrophotometer PERKINELMER Model Lambda 25 S/N 501S141230

Resolution of Wavelength Mode 0.1 nm
Resolution of Photometric Mode 0.0001 A
Parameter Setting
Measurement Mode Wavelength, Absorbance
Wavelength Scan 1100 nm-190 nm
Scanning Speed 7.5 nm/min
Data Pitch 0.1 nm
Band width(Wavelength) 1.0 nm
Band width(Vis) 1.0 nm
Band width(Uv) 1.0 nm

Stray Light** UUC* Reading at 220 nm	
Transmission T(%)	Absorbance(A)
0.0107	3.9886

**Specific Acceptance :

Transmission ≤ 1.0 T(%), Absorbance ≥ 2.0 A

**Stray light not TISI Accredited

The reported uncertainty is based on a standard uncertainty multiplied by a coverage factor k , providing a level of confidence of approximately 95%

End of Calibration Certificate

คุณภาพดิน



MAINTENANCE AND IPV TEST CERTIFICATE MODEL

OPTIMA 5300DV

Customer : <u>S.P.S.Consulting Service Co.,Ltd</u>	Date Tested: <u>July 21, 2020</u>	
	Recommendation Recertification	
Address : <u>7 Soi Phaholyothin 24</u>	Period <u>6</u> Months	
<u>Paholyothin Road</u>	Recertification Due: <u>January 21, 2021</u>	
<u>Jompol Chatuchak, Bangkok 1090</u>	Date Last Certified: <u>January 22, 2020</u>	
User Name: <u>K.Phenpha Viphasathawat</u>	Visit Number: <u>1 of 2</u>	
Phone: <u>083-9269252</u>	PerkinElmer Phone: <u>02-719-6420 ext 206</u>	
Fax: <u>02-513-4221</u>	PerkinElmer Fax: <u>02-318-5597</u>	

CONFIGURATION TESTED		ACCESSORIES/COMPONENT NOT INCLUDED
MODEL	SERIAL NUMBER	
<u>OPTIMA 5300DV</u>	<u>077C7042401</u>	
TESTED EQUIPMENT	CALIBRATION NUMBER	EXPIRATION
<u>IPV Methods</u>		
TEST STANDARD USED	PART NUMBER	EXPIRATION DATE
<u>Multielement Standard</u>	<u>N069-1579</u>	<u>November 30, 2020</u>
<u>Wavecal Solution</u>	<u>N058-2152</u>	<u>March 30, 2021</u>
<u>VIS Wavecal solution</u>	<u>N930-2946</u>	<u>December 30, 2020</u>
<u>Instrument Cal. STD4</u>	<u>N930-0221</u>	<u>April 30, 2021</u>
CUSTOMER SUPPLIED	COMMENTS	CUSTOMER INITIALS
<u>2 % HNO3</u>		
<u>10 % HNO3</u>		



MAINTENANCE AND IPV TEST CERTIFICATE MODEL

OPTIMA 5300DV

SERIAL NUMBER 077C8011701DATE TESTED July 21, 2020**1. MECHANICAL CHECKS**

A. Inspect and clean all fans and filters.

☐ OK

B. Inspect and replace as necessary, all torch components including the RF coil.

☐ OK

C. Inspect all tubing for sign of clacking or leaking.

☐ OK

D. Adjust water and gas pressure regulator settings.

☐ OK

E. Inspect and leak check pneumatics drawers.

☐ OK

F. Clean the exterior of the instrument.

☐ OK**2. OPTICAL CHECKS**

A. Inspect and clean all optical components.

☐ OK

B. As required, check and replace all purgefilters.

☐ OK

C. Recheck optical alignment.

☐ OK**3. COOLING SYSTEM CHECKS**

A. Perform preventive maintenance on chiller.

☐ OK

B. Flush out the chiller every year.

☐ N/A**4. PERFORMANCE CHECKS**

A. Torch View Alignment.

☐ OK

B. Wavelength Calibration.

☐ OK



MAINTENANCE AND IPV TEST CERTIFICATE MODEL

OPTIMA 5300DV

SERIAL NUMBER : 077C8011701			DATE TESTED : July 21, 2020		
PARAMETER	SPECIFICATION			FINAL VALUE	
Spectral Resolution : UV	As	193.696 nm	≤ 0.007	0.00595	
	Ni	231.604 nm	≤ 0.008	0.00791	
	Ni	341.476 nm	≤ 0.012	0.00767	
Spectral Resolution : VIS	La	408.672 nm	≤ 0.020	0.01602	
	Ba	455.403 nm	≤ 0.025	0.02034	
Precision					
	As	193.656 nm	% RSD < 1.0	0.94	%
	Zn	213.856 nm	% RSD < 1.0	0.86	%
	Mn	257.610 nm	% RSD < 1.0	0.53	%
	La	379.478 nm	% RSD < 1.0	0.41	%
	Ba	455.403 nm	% RSD < 1.0	0.39	%
	Ba	493.408 nm	% RSD < 1.0	0.38	%
Detection Limits : Axial	Tl	190.080 nm	3(sd)	1.91	ppb
	As	193.696 nm	3(sd)	2.79	ppb
	Pb	220.353 nm	3(sd)	1.14	ppb
Detection Limits : Radial	As	193.696 nm	3(sd)	40.70	ppb
	Zn	213.856 nm	3(sd)	1.13	ppb
	Mn	257.610 nm	3(sd)	0.18	ppb
	La	379.478 nm	3(sd)	2.89	ppb
	Ba	455.403 nm	3(sd)	0.25	ppb
	Ba	493.408 nm	3(sd)	1.00	ppb
BEC : Axial (IB X 500)/(IS-IB)	Cd	226.502 nm	≤ 150 ppb	80.49	
BEC : Radial (IB X 1000)/(IS-IB)	Mn	257.610 nm	≤ 45 ppb	43.05	



MAINTENANCE AND IPV TEST CERTIFICATE MODEL
OPTIMA 5300DV

SERIAL NUMBER 077C8011701

DATE TESTED July 21, 2020

Remarks :

Commissioning follow as commissioning performance sheets.

This is to certify that the above tests have been performed and the configuration tested



meets



does not meet

the PerkinElmer Specifications listed on this certificate.

This certificate does not modify PerkinElmer's standard terms and condition of sale,
including warranty terms.

Service Department PerkinElmer Ltd.

Authorized Representative:

(Mr. Wiphan Promlumda)

Service Engineer

ระดับความร้อนในสถานประกอบการ

CERTIFICATE OF CALIBRATION

FOR

NOMENCLATURE : DIGITAL THERMOHYGRO METER
(THERMAL ENVIRONMENT MONITOR)

MANUFACTURER : 3M

MODEL / TYPE : QUESTemp^o34

SERIAL NO. : TEL080034

CLID. NO. : 231801937

JOB CONTROL NO. : 221028109974

CUSTOMER : S.P.S. CONSULTING SERVICE CO., LTD.
7 SOI PHAHOLYOTHIN 24 ROAD., JOMPOL,
CHATUCHAK, BANGKOK 10900

DATE OF RECEIVED : 28 October 2022

DATE OF ISSUED : 31 October 2022

Report of calibration screening must not be taken in part. Except complete. Without the approval of the Calibration Laboratory Co., Ltd.

Calibrated By : Oranut Kamchatphai
Calibration Engineer



Approved By : Mongkol Yotsoontorn
Authorized Signatory

31 October 2022

This Calibration Certificate documents the traceability to national standards, which realize the units of measurement according to the International System of Units (SI)

Certificate No. Q22109974

F3-011-04/01-12

page 1 of 3



@clccalibration



CLC
Accredited
ISO/IEC 17025

CALIBRATION LABORATORY Co., LTD.

2/10-11,14,55 Soi Prasert Manukit 29 Yaek 4, Prasert Manukit Rd., Ladphrao, Bangkok 10230

Tel. 02-578-0353-4 Fax: 02-578-2672 www.cal-laboratory.com E-mail:sale@cal-laboratory.com



NSC-TISI-TIS 17025
CALIBRATION 0059
CLC

REPORT OF CALIBRATION

FOR

NOMENCLATURE : DIGITAL THERMOHYGRO METER
(THERMAL ENVIRONMENT MONITOR)

MANUFACTURER : 3M

MODEL / TYPE : QUESTemp^o34

SERIAL NO. : TEL080034

DATE OF CALIBRATION : 29 October 2022

ENVIRONMENT CONDITIONS :

Temperature : $(23 \pm 2) ^\circ\text{C}$

Relative Humidity : $(55 \pm 10) \% \text{RH}$

PROCEDURE USED :

This instrument was calibrated under procedure No. **WI-305-74**. The calibration was performed by using Chilled Mirror Hygrometer and Temperature & Humidity Chamber which maintained by the Calibration Laboratory Co., Ltd.

REFERENCE STANDARD USED :

Chilled Mirror Hygrometer, Edgetech Model Dew Master S/N. 44602.

Temperature & Humidity Chamber, PGC Model 9141-5116 S/N. 1304261.

TRACEABILITY :

The measurements are traceable to International System of Units (SI) , through Thunder Scientific Corporation.

Certificate No. 19944, Due Date 26 January 2023.

UNCERTAINTY :

The reported expanded uncertainty of measurement is stated as the standard uncertainty of measurement multiplied by the coverage factor $k = 2,00$ which for a normal distribution corresponds to a coverage probability of approximately 95 %.

It has been evaluated according to the "Evaluation of the Uncertainty of Measurement in Calibration (EA-4/02 M:2021)"

Certificate No. Q22109974

F3-011-04/01-12

page 2 of 3



@clccalibration



CLC
Accredited
ISO/IEC 17025

CALIBRATION LABORATORY Co., LTD.

2/10-11,14,55 Soi Prasert Manukit 29 Yaek 4, Prasert Manukit Rd., Ladphrao, Bangkok 10230

Tel. 02-578-0353-4 Fax: 02-578-2672 www.cal-laboratory.com E-mail:sale@cal-laboratory.com



NSC-TISI-TIS 17025
CALIBRATION 0059
CLC

CONDITION OF CALIBRATION ITEM : GOOD

MEASUREMENT RESULTS : (X) without adjustment () adjustment

The table in the following gives the calibration results and associated measurement uncertainties of the measuring digital thermohygro meter (thermal environment monitor).

CALIBRATION DATA

1. CORRECTION OF TEMPERATURE : WET

Test point (° C)	Actual Temperature (° C)	DUC Reading (° C)	Correction (° C)	Uncertainty ± (° C)
30.0	30.01	30.0	+0.01	0.40
35.0	35.00	35.0	0.00	
40.0	40.01	39.9	+0.11	

2. CORRECTION OF TEMPERATURE : DRY

Test point (° C)	Actual Temperature (° C)	DUC Reading (° C)	Correction (° C)	Uncertainty ± (° C)
30.0	30.01	30.2	-0.19	0.40
35.0	35.00	35.1	-0.10	
40.0	40.01	40.1	-0.09	

3. CORRECTION OF TEMPERATURE : GLOBE BULB

Test point (° C)	Actual Temperature (° C)	DUC Reading (° C)	Correction (° C)	Uncertainty ± (° C)
30.0	30.01	30.0	+0.01	0.40
35.0	35.00	34.9	+0.10	
40.0	40.01	39.9	+0.11	

Note. The Scope of Accredited TISI Certificate No. 19C087/0655 Issue 1 Page 36 of 111

This report is valid for the above stated instrument/s only.

End of Certificate

Certificate No. Q22109974

F3-011-04/01-12

page 3 of 3




@clccalibration



บริษัท เอส.พี.เอส. คอนซัลติ้ง เซอร์วิส จำกัด
S.P.S. CONSULTING SERVICE CO., LTD.
7 ซอยพหลโยธิน 24 ถนนพหลโยธิน แขวงจอมพล เขตจตุจักร กรุงเทพฯ 10900
7 Soi Phaholyothin 24, Phaholyothin Rd., Jompol, Chatuchak, Bangkok 10900
Tel : (662) 939-4370-72, Fax : (662) 513-4221, E-mail : sale@spscon.com, www.spscon.com

Heat B069_3/23

Heat Stress WBGT Meter Verification Report			
Verification Data			
Heat Stress WBGT Meter No.	: B11	Verification Date	: 16 April 2023
Brand	: 3M	Ambient Temp.	: 24.5 °C
Model	: QUESTemp ^o 34	Barometric Pressure	: 1011 mmbar
Serial No.	: TEL080034	Relative Humidity	: 49 %
Verification Module (Electronic Sensor Check) :			
Verification Module No. : 21 WB = 12.5 °C , DB = 47.1 °C , G = 69.3 °C			
Result of Verification : Without Adjustment			
Wet Probe Temperature Measurement			
Verification Module Reading (°C)	UUC* Reading (°C)	Correction (°C)	Tolerance Limit (°C)
12.5	12.5	0.0	±0.5
Dry Probe Temperature Measurement			
Verification Module Reading (°C)	UUC* Reading (°C)	Correction (°C)	Tolerance Limit (°C)
47.1	47.0	0.1	±0.5
Globe Probe Temperature Measurement			
Verification Module Reading (°C)	UUC* Reading (°C)	Correction (°C)	Tolerance Limit (°C)
69.3	69.3	0.0	±0.5
UUC* = UNIT UNDER CALIBRATION			



CERTIFICATE OF CALIBRATION

FOR

NOMENCLATURE : DIGITAL THERMOHYGRO METER
[THERMAL ENVIRONMENT MONITOR]
MANUFACTURER : 3M
MODEL / TYPE : QUESTemp^o34
SERIAL NO. : TEH060047
CLID. NO. : 231802271
JOB CONTROL NO. : 221028109978

CUSTOMER : S.P.S. CONSULTING SERVICE CO., LTD.
7 SOI PHAHOLYOTHIN 24 ROAD., JOMPOL,
CHATUCHAK, BANGKOK 10900

DATE OF RECEIVED : 28 October 2022

DATE OF ISSUED : 31 October 2022

Report of calibration screening must not be taken in part. Except complete. Without the approval of the Calibration Laboratory Co., Ltd.

Calibrated By : Oranut Kamchatphai
Calibration Engineer



Approved By : Mongkol Yotsoontorn
Authorized Signatory
31 October 2022

This Calibration Certificate documents the traceability to national standards, which realize the units of measurement according to the International System of Units (SI)

Certificate No. Q22109978

F3-011-04/01-12

page 1 of 3



@ciccalibration

REPORT OF CALIBRATION

FOR

NOMENCLATURE : **DIGITAL THERMOHYGRO METER**
[THERMAL ENVIRONMENT MONITOR]

MANUFACTURER : **3M**

MODEL / TYPE : **QUESTemp°34**

SERIAL NO. : **TEH060047**

DATE OF CALIBRATION : **29 October 2022**

ENVIRONMENT CONDITIONS :

Temperature : $(23 \pm 2) ^\circ\text{C}$

Relative Humidity : $(55 \pm 10) \% \text{RH}$

PROCEDURE USED :

This instrument was calibrated under procedure No. **WI-305-74**. The calibration was performed by using
Chilled Mirror Hygrometer and Temperature & Humidity Chamber which maintained by the Calibration Laboratory Co., Ltd.

REFERENCE STANDARD USED :

Chilled Mirror Hygrometer, Edgetech Model Dew Master S/N. 44602.
Temperature & Humidity Chamber, PGC Model 9141-5116 S/N. 1304261.

TRACEABILITY :

The measurements are traceable to International System of Units (SI), through Thunder Scientific Corporation.
Certificate No. 19944, Due Date 26 January 2023.

UNCERTAINTY :

The reported expanded uncertainty of measurement is stated as the standard uncertainty of measurement multiplied
by the coverage factor $k = 2,00$ which for a normal distribution corresponds to a coverage probability of approximately 95 %.
It has been evaluated according to the "Evaluation of the Uncertainty of Measurement in Calibration (EA-4/02 M:2021)"

Certificate No. **Q22109978**

F3-011-04/01-12

page 2 of 3



CONDITION OF CALIBRATION ITEM : GOOD

MEASUREMENT RESULTS : (X) without adjustment () adjustment

The table in the following gives the calibration results and associated measurement uncertainties of the measuring digital thermohygro meter [thermal environment monitor].

CALIBRATION DATA

1. CORRECTION OF TEMPERATURE : WET

Test point (° C)	Actual Temperature (° C)	DUC Reading (° C)	Correction (° C)	Uncertainty ± (° C)
30.0	30.01	29.8	+0.21	0.40
35.0	35.00	34.9	+0.10	
40.0	40.01	39.8	+0.21	

2. CORRECTION OF TEMPERATURE : DRY

Test point (° C)	Actual Temperature (° C)	DUC Reading (° C)	Correction (° C)	Uncertainty ± (° C)
30.0	30.01	29.8	+0.21	0.40
35.0	35.00	35.0	0.00	
40.0	40.01	39.8	+0.21	

3. CORRECTION OF TEMPERATURE : GLOBE BULB

Test point (° C)	Actual Temperature (° C)	DUC Reading (° C)	Correction (° C)	Uncertainty ± (° C)
30.0	30.01	29.7	+0.31	0.40
35.0	35.00	34.8	+0.20	
40.0	40.01	39.7	+0.31	

Note. The Scope of Accredited TISI Certificate No. 19C087/0655 Issue 1 Page 36 of 111

This report is valid for the above stated instrument/s only.

End of Certificate

Certificate No. Q22109978

F3-011-04/01-12

page 3 of 3





บริษัท เอส.พี.เอส. คอนซัลติ้ง เซอร์วิส จำกัด
S.P.S. CONSULTING SERVICE CO., LTD.
7 ซอยพหลโยธิน 24 ถนนพหลโยธิน แขวงจตุจักร เขตจตุจักร กรุงเทพฯ 10900
7 Soi Phaholyothin 24, Phaholyothin Rd., Jompol, Chatuchak, Bangkok 10900
Tel : (662) 939-4370-72 Fax : (662) 513-4221 E-mail : sale@spscon.com, www.spscon.com

Heat B069_1/23

Heat Stress WBGT Meter Verification Report			
Verification Data			
Heat Stress WBGT Meter No.	: B05	Verification Date	: 16 April 2023
Brand	: 3M	Ambient Temp.	: 24.5 °C
Model	: QUESTemp [®] 34	Barometric Pressure	: 1011 mmbar
Serial No.	: TEH060047	Relative Humidity	: 49 %
Verification Module (Electronic Sensor Check) :			
Verification Module No. : 21 WB = 12.5 °C , DB = 47.1 °C , G = 69.3 °C			
Result of Verification : Without Adjustment			
Wet Probe Temperature Measurement			
Verification Module Reading (°C)	UUC* Reading (°C)	Correction (°C)	Tolerance Limit (°C)
12.5	12.4	0.1	±0.5
Dry Probe Temperature Measurement			
Verification Module Reading (°C)	UUC* Reading (°C)	Correction (°C)	Tolerance Limit (°C)
47.1	47.1	0.0	±0.5
Globe Probe Temperature Measurement			
Verification Module Reading (°C)	UUC* Reading (°C)	Correction (°C)	Tolerance Limit (°C)
69.3	69.3	0.0	±0.5
UUC* = UNIT UNDER CALIBRATION			



Certificate of Calibration

Certificate Number : SPR23030505-1

Page : 1 of 3

Customer : S.P.S. CONSULTING SERVICE CO., LTD.

7 Soi Phaholyothin 24 Phaholyothin Road., Jompol, Chatuchak,
Bangkok 10900

Equipment Name : Area Heat Stress Monitor

Manufacturer : Quest Technologies

Model : QUESTemp 34

Serial Number : TEG040059

ID. Number : B07

Environmental Conditions

Ambient Temperature : $23^{\circ}\text{C} \pm 2^{\circ}\text{C}$

Received Date : 30 Mar 2023

Relative Humidity : 50 % \pm 15 %

Calibration Date : 31 Mar 2023

Location of Calibration : In-Lab

Recommend Due Date : 31 Mar 2024

Calibration Procedure : SP-CPT-04-13

Date of Issue : 01 Apr 2023

Method of Calibration

This certifies that the above instrument was calibrated in compliance with the calibration system requirement of ISO/IEC 17025:2017 in accordance with reference procedure. Standards used to perform this calibration are certified by to NIST or equivalent, National metrology institute, Natural physical constants, consensus standards. The result reported herein apply only to the calibration of the item described above as received. Our decision rule is to contact the customer if the item pass and fail calibration when the results include the uncertainties and the customer must determine if the results meets their needs.

All calibrations are performed within manufacture's specifications. The calibration certificate shall not be reproduced except in full, without written approval of SP Metrology System (Thailand).

Calibrated by : Mr.Sarawut Khitmai

Calibration Officer

Approved by :

[Signature]

(Mr.Nirut Loha)

Authorized Signatory



Calibration Report

Certificate Number : SPR23030505-1

Page : 2 of 3

Reference Standards

Equipment Name	Model	Serial No.	Certificate No.	Due. Date
Humidity Chamber	TH-80S	N/A	SPR23010480-5	22 Feb 2024
THERMO-HYGROMETER	5020A	A47046	QR23-0176	26 Jan 2024

Traceability

This certification is traceable to the International System of Unit maintained at :

SP Metrology - SP Metrology system (Thailand) Co.Ltd.

Quality Reborn Co., Ltd



Result of Calibration

Certificate No. : SPR23030505-1

Page : 3 of 3

Temperature Accuracy in the Measurement. (WET)

Unit : °C

Temperature Setting	Standard Reading	UUC Reading	Error	Uncertainty (±)
30.0	30.013	30.0	-0.013	0.50
35.0	35.010	35.0	-0.010	0.50
40.0	40.015	40.0	-0.015	0.50

Temperature Accuracy in the Measurement. (DRY)

Unit : °C

Temperature Setting	Standard Reading	UUC Reading	Error	Uncertainty (±)
30.0	30.013	30.0	-0.013	0.50
35.0	35.010	35.0	-0.010	0.50
40.0	40.015	40.0	-0.015	0.50

Temperature Accuracy in the Measurement. (GLOBE)

Unit : °C

Temperature Setting	Standard Reading	UUC Reading	Error	Uncertainty (±)
30.0	30.013	30.0	-0.013	0.50
35.0	35.010	35.0	-0.010	0.50
40.0	40.015	40.0	-0.015	0.50

Note:

The result of calibration was found accurate as show on date and place of calibration only.
This Certificate is not certified for any commercial transaction.

Measurement Uncertainty

The reported uncertainty of measurement is the expanded uncertainty obtained by multiplying the standard uncertainty with the coverage factor $k = 2$, providing a level of confidence approximately 95%.

- End of Certificate -



บริษัท เอส.พี.เอส. คอนซัลติ้ง เซอร์วิส จำกัด
S.P.S. CONSULTING SERVICE CO., LTD.
7 ซอยพหลโยธิน 24 ถนนพหลโยธิน แขวงจอมพล เขตจตุจักร กรุงเทพฯ 10900
7 Soi Phaholyothin 24, Phaholyothin Rd., Jompol, Chatuchak, Bangkok 10900
Tel : (662) 939-4370-72, Fax : (662) 513-4221, E-mail : sale@spscon.com, www.spscon.com

Heat B069_2/23

Heat Stress WBGT Meter Verification Report			
Verification Data			
Heat Stress WBGT Meter No.	: B07	Verification Date	: 16 April 2023
Brand	: 3M	Ambient Temp.	: 24.5 °C
Model	: QUESTemp ³⁴	Barometric Pressure	: 1011 mmbar
Serial No.	: TEG040059	Relative Humidity	: 49 %
Verification Module (Electronic Sensor Check) :			
Verification Module No. : 21 WB = 12.5 °C , DB = 47.1 °C , G = 69.3 °C			
Result of Verification : Without Adjustment			
Wet Probe Temperature Measurement			
Verification Module Reading (°C)	UUC* Reading (°C)	Correction (°C)	Tolerance Limit (°C)
12.5	12.4	0.1	±0.5
Dry Probe Temperature Measurement			
Verification Module Reading (°C)	UUC* Reading (°C)	Correction (°C)	Tolerance Limit (°C)
47.1	46.9	0.2	±0.5
Globe Probe Temperature Measurement			
Verification Module Reading (°C)	UUC* Reading (°C)	Correction (°C)	Tolerance Limit (°C)
69.3	69.4	-0.1	±0.5
UUC* = UNIT UNDER CALIBRATION			

V

คุณภาพอากาศในสถานประกอบการ



บริษัท เอส.พี.เอส. คอนซัลติ้ง เซอร์วิส จำกัด
S.P.S. CONSULTING SERVICE CO., LTD.
7 ซอยพหลโยธิน 24 ถนนพหลโยธิน แขวงจตุจักร เขตจตุจักร กรุงเทพฯ 10900
7 Soi Phaholyothin 24, Phaholyothin Rd., Jompol, Chatuchak, Bangkok 10900
Tel : (662) 939-4370-72, Fax : (662) 513-4221, E-mail : sale@spscon.com, www.spscon.com

Personal Pump Calibration Report

Calibration Method : Dry Cal Primary Flowmeter

Model : Defender 510-H

S/N : 136164

Environmental Conditions

Temperature : 25 \pm 3 $^{\circ}$ C
Pressure : 1010 \pm 15 mmbar

Personal Pump Data				Calibration Data								
No.	Brand	Model	Serial No.	Date	Flow Rate (ml/min)						Value From Calibration Curve	
					Setting			Actual (Q std.)				
					1	2	3	1	2	3	y	R ²
B01	SKC	224-PCXR4	262101	03/01/2023	1,000	1,500	2,000	993	1,497	1,998	1.003x - 5.584	1.000
B02	SKC	224-PCXR4	626166	03/01/2023	1,000	1,500	2,000	1,003	1,505	2,001	1.009x - 19.667	0.999
B03	SKC	224-PCXR4	612968	03/01/2023	1,000	1,500	2,000	996	1,494	2,000	1.006x - 12.109	1.000
B04	SKC	224-PCXR4	602804	04/01/2023	1,000	1,500	2,000	1,000	1,502	1,995	1.000x - 0.893	1.000
B05	SKC	224-PCXR4	612693	04/01/2023	1,000	1,500	2,000	1,003	1,500	2,003	1.012x - 22.224	0.999
B06	SKC	224-PCXR4	262188	03/01/2023	1,000	1,500	2,000	995	1,508	2,005	1.011x - 20.273	1.000
B07	SKC	224-PCXR4	626262	03/01/2023	1,000	1,500	2,000	998	1,492	1,995	0.993x + 6.086	1.000
B08	SKC	224-PCXR4	626100	03/01/2023	1,000	1,500	2,000	1,003	1,500	2,003	1.012x - 23.308	0.999
B09	SKC	224-PCXR4	626479	03/01/2023	1,000	1,500	2,000	996	1,490	1,994	0.995x + 1.117	1.000
B10	SKC	224-PCXR4	091950	03/01/2023	1,000	1,500	2,000	992	1,503	2,001	1.018x - 36.582	0.999
B11	SKC	224-PCXR8	564315	05/01/2023	1,000	1,500	2,000	996	1,490	1,999	1.003x - 8.256	1.000
B12	SKC	224-PCXR4	034656	05/01/2023	1,000	1,500	2,000	1,003	1,503	2,003	1.010x - 19.324	0.999
B13	SKC	224-PCXR4	602073	05/01/2023	1,000	1,500	2,000	995	1,500	1,998	1.001x - 3.474	1.000
B14	SKC	224-PCXR4	626313	04/01/2023	1,000	1,500	2,000	999	1,491	1,988	0.992x + 6.844	1.000
B15	SKC	224-PCXR4	626474	04/01/2023	1,000	1,500	2,000	1,001	1,502	2,005	1.014x - 25.558	0.999
B16	SKC	224-PCXR4	626477	04/01/2023	1,000	1,500	2,000	994	1,504	2,001	1.015x - 31.345	0.999
B17	SKC	224-PCXR4	626860	04/01/2023	1,000	1,500	2,000	997	1,494	1,991	0.997x - 0.359	1.000
B18	SKC	224-PCXR4	691484	04/01/2023	1,000	1,500	2,000	1,003	1,500	2,001	1.008x - 17.589	0.999
B19	SKC	224-PCXR4	691599	03/01/2023	1,000	1,500	2,000	993	1,503	1,999	1.007x - 11.574	1.000
B20	SKC	224-PCXR4	691587	03/01/2023	1,000	1,500	2,000	992	1,504	1,999	1.015x - 32.235	0.999
B21	SKC	224-PCXR4	691531	03/01/2023	1,000	1,500	2,000	993	1,499	1,994	1.001x - 7.107	1.000
B22	SKC	224-PCXR4	691654	05/01/2023	1,000	1,500	2,000	1,003	1,501	2,003	1.011x - 21.107	0.999
B23	SKC	224-PCXR4	798393	05/01/2023	1,000	1,500	2,000	992	1,507	2,002	1.018x - 34.883	0.999
B24	SKC	224-PCXR4	626363	05/01/2023	1,000	1,500	2,000	1,000	1,502	2,000	1.011x - 22.387	0.999
B25	SKC	224-PCXR4	798489	05/01/2023	1,000	1,500	2,000	1,001	1,492	2,001	0.998x + 1.101	1.000
B26	SKC	224-PCXR4	798479	05/01/2023	1,000	1,500	2,000	999	1,500	1,993	0.996x + 4.008	1.000
B27	SKC	224-PCXR4	691673	04/01/2023	1,000	1,500	2,000	994	1,503	2,002	1.016x - 32.071	0.999
B28	SKC	224-PCXR4	691570	04/01/2023	1,000	1,500	2,000	1,002	1,500	2,002	1.012x - 22.515	0.999
B29	SKC	224-PCXR4	626472	04/01/2023	1,000	1,500	2,000	1,000	1,496	1,998	1.001x - 4.842	1.000
B30	SKC	224-PCXR4	691489	03/01/2023	1,000	1,500	2,000	1,004	1,510	2,004	1.008x - 12.460	0.999
B31	SKC	224-PCXR4	691509	03/01/2023	1,000	1,500	2,000	992	1,497	1,998	1.006x - 12.711	1.000
B32	SKC	224-PCXR4	091567	05/01/2023	1,000	1,500	2,000	991	1,504	2,001	1.016x - 32.322	0.999
B33	SKC	224-PCXR4	091756	05/01/2023	1,000	1,500	2,000	993	1,497	1,991	0.997x - 0.004	1.000
B34	SKC	224-PCXR4	612962	05/01/2023	1,000	1,500	2,000	1,002	1,501	2,002	1.007x - 14.195	1.000
B35	SKC	224-PCXR4	602682	05/01/2023	1,000	1,500	2,000	993	1,498	1,995	1.002x - 8.448	1.000
B36	SKC	224-PCXR4	626164	03/01/2023	1,000	1,500	2,000	999	1,496	1,999	1.001x - 5.424	1.000
B37	SKC	224-PCXR4	626256	03/01/2023	1,000	1,500	2,000	994	1,506	1,999	1.013x - 27.815	0.999
B38	SKC	224-PCXR4	626167	03/01/2023	1,000	1,500	2,000	997	1,496	1,996	0.999x - 0.997	1.000
B39	SKC	224-PCXR4	034637	03/01/2023	1,000	1,500	2,000	1,005	1,501	2,001	1.010x - 18.618	0.999
B40	SKC	224-PCXR4	798349	05/01/2023	1,000	1,500	2,000	994	1,506	1,999	1.014x - 29.602	0.999



บริษัท เอส.พี.เอส. คอนซัลติ้ง เซอร์วิส จำกัด
S.P.S. CONSULTING SERVICE CO., LTD.
7 ซอยพหลโยธิน 24 ถนนพหลโยธิน แขวงจอมพล เขตจตุจักร กรุงเทพฯ 10900
7 Soi Phaholyothin 24, Phaholyothin Rd., Jompol, Chatuchak, Bangkok 10900
Tel : (662) 939-4370-72, Fax : (662) 513-4221, E-mail : sale@spscon.com, www.spscon.com

Personal Pump Calibration Report

Calibration Method : Dry Cal Primary Flowmeter

Model : Defender 510-H

S/N : 136164

Environmental Conditions

Temperature : 25 \pm 3 $^{\circ}$ C
Pressure : 1010 \pm 15 mmbar

Personal Pump Data				Calibration Data								
No.	Brand	Model	Serial No.	Date	Flow Rate (ml/min)						Value From Calibration Curve	
					Setting			Actual (Q std.)			y	R ²
					1	2	3	1	2	3		
B41	SKC	224-PCXR4	612669	05/01/2023	1,000	1,500	2,000	998	1,497	1,990	0.997x + 0.718	1.000
B42	SKC	224-PCXR4	626041	05/01/2023	1,000	1,500	2,000	1,004	1,498	1,991	0.986x + 18.291	1.000
B43	SKC	224-PCXR4	034636	05/01/2023	1,000	1,500	2,000	1,000	1,501	1,992	0.991x + 11.882	1.000
B44	SKC	224-PCXR8	529341	06/01/2023	1,000	1,500	2,000	1,002	1,502	2,002	1.005x - 9.213	1.000
B45	SKC	224-PCXR8	529594	06/01/2023	1,000	1,500	2,000	999	1,501	1,989	0.991x + 11.184	1.000
B46	SKC	224-PCXR8	566743	06/01/2023	1,000	1,500	2,000	995	1,504	2,002	1.014x - 30.571	0.999
B47	SKC	224-PCXR8	566747	06/01/2023	1,000	1,500	2,000	1,002	1,502	2,004	1.013x - 24.601	0.999
B48	SKC	224-PCXR8	566753	04/01/2023	1,000	1,500	2,000	1,000	1,494	1,998	0.998x + 0.319	1.000
B49	SKC	224-PCXR8	566780	04/01/2023	1,000	1,500	2,000	1,003	1,502	2,006	1.013x - 23.982	0.999
B50	SKC	224-PCXR8	500400	04/01/2023	1,000	1,500	2,000	1,001	1,496	2,002	1.001x - 3.538	1.000
B51	SKC	224-PCXR8	500363	04/01/2023	1,000	1,500	2,000	996	1,504	1,999	1.011x - 25.031	0.999
B52	SKC	224-PCXR8	093186	04/01/2023	1,000	1,500	2,000	995	1,496	1,994	0.997x - 0.602	1.000
B53	SKC	224-PCXR8	707870	03/01/2023	1,000	1,500	2,000	1,002	1,500	2,002	1.008x - 15.403	0.999
B54	SKC	224-PCXR3	509821	03/01/2023	1,000	1,500	2,000	993	1,502	2,001	1.017x - 34.237	0.999
B55	SKC	224-PCXR3	510710	03/01/2023	1,000	1,500	2,000	999	1,494	1,994	0.997x - 0.989	1.000
B56	SKC	224-PCXR3	511450	03/01/2023	1,000	1,500	2,000	1,002	1,500	2,001	1.004x - 8.081	1.000
B57	SKC	224-PCXR3	510798	06/01/2023	1,000	1,500	2,000	997	1,492	1,998	1.000x - 2.680	1.000
B58	SKC	224-PCXR3	509852	06/01/2023	1,000	1,500	2,000	1,000	1,498	1,999	1.007x - 18.953	0.999
B59	SKC	224-PCXR3	509862	06/01/2023	1,000	1,500	2,000	996	1,503	1,994	0.997x + 3.235	1.000
B60	SKC	224-PCXR3	512655	06/01/2023	1,000	1,500	2,000	1,002	1,500	2,003	1.006x - 11.407	1.000
B61	SKC	224-PCXR3	503915	06/01/2023	1,000	1,500	2,000	994	1,489	1,998	1.004x - 12.623	1.000
B62	SKC	224-PCXR3	505975	06/01/2023	1,000	1,500	2,000	999	1,494	1,996	0.997x + 0.343	1.000
B63	SKC	224-PCXR3	511432	03/01/2023	1,000	1,500	2,000	991	1,501	1,999	1.016x - 34.624	0.999
B64	SKC	224-PCXR3	508302	03/01/2023	1,000	1,500	2,000	997	1,492	1,989	0.992x + 6.226	1.000
B65	SKC	224-PCXR3	508310	03/01/2023	1,000	1,500	2,000	1,002	1,500	2,003	1.007x - 13.936	1.000
B66	SKC	224-PCXR3	509861	03/01/2023	1,000	1,500	2,000	1,002	1,491	1,991	0.987x + 14.183	1.000
B67	SKC	224-PCXR3	506295	04/01/2023	1,000	1,500	2,000	993	1,508	2,004	1.009x - 15.555	1.000
B68	SKC	224-PCXR3	505872	04/01/2023	1,000	1,500	2,000	1,002	1,490	1,997	0.995x + 3.841	1.000
B69	SKC	224-PCXR3	508375	04/01/2023	1,000	1,500	2,000	1,002	1,499	2,000	1.010x - 20.772	0.999
B70	SKC	224-PCXR3	510623	05/01/2023	1,000	1,500	2,000	992	1,503	1,997	1.002x - 5.855	1.000
B71	SKC	224-PCXR3	508367	05/01/2023	1,000	1,500	2,000	992	1,506	2,002	1.017x - 34.791	0.999
B72	SKC	224-PCXR3	505977	05/01/2023	1,000	1,500	2,000	1,001	1,498	1,993	0.991x + 8.962	1.000
B73	SKC	224-PCXR3	512606	05/01/2023	1,000	1,500	2,000	1,002	1,501	2,005	1.009x - 14.785	1.000
B74	SKC	224-PCXR3	505993	05/01/2023	1,000	1,500	2,000	996	1,495	1,994	1.000x - 6.916	1.000
B75	SKC	224-PCXR3	509820	04/01/2023	1,000	1,500	2,000	995	1,498	1,990	0.996x + 1.791	1.000
B76	SKC	224-PCXR3	509811	04/01/2023	1,000	1,500	2,000	993	1,498	1,998	1.006x - 14.322	1.000
B77	SKC	224-PCXR3	508301	04/01/2023	1,000	1,500	2,000	1,000	1,501	2,003	1.014x - 26.603	0.999
B78	SKC	224-PCXR3	510677	04/01/2023	1,000	1,500	2,000	995	1,503	1,999	1.013x - 28.156	0.999
B79	SKC	224-PCXR3	510920	03/01/2023	1,000	1,500	2,000	994	1,493	1,994	0.999x - 4.184	1.000



บริษัท เอส.พี.เอส. คอนซัลติ้ง เซอร์วิส จำกัด
S.P.S. CONSULTING SERVICE CO., LTD.
7 ซอยพหลโยธิน 24 ถนนพหลโยธิน แขวงจอมพล เขตจตุจักร กรุงเทพฯ 10900
7 Soi Phaholyothin 24, Phaholyothin Rd., Jompol, Chatuchak, Bangkok 10900
Tel : (662) 939-4370-72, Fax : (662) 513-4221, E-mail : sale@spscon.com, www.spscon.com

Personal Pump Calibration Report

Calibration Method : Dry Cal Primary Flowmeter

Model : Defender 510-H

S/N : 136164

Environmental Conditions

Temperature : 25 \pm 3 $^{\circ}$ C
Pressure : 1010 \pm 15 mmbar

Personal Pump Data				Calibration Data								
No.	Brand	Model	Serial No.	Date	Flow Rate (ml/min)						Value From Calibration Curve	
					Setting			Actual (Q std.)				
					1	2	3	1	2	3	y	R ²
B80	SKC	224-PCXR3	504569	03/01/2023	1,000	1,500	2,000	1,002	1,499	2,002	1.012x - 24.026	0.999
B81	SKC	224-PCXR3	503480	03/01/2023	1,000	1,500	2,000	996	1,499	2,000	1.014x - 30.524	0.999
B82	SKC	224-PCXR3	505673	06/01/2023	1,000	1,500	2,000	994	1,498	1,996	1.001x - 5.943	1.000
B83	SKC	224-PCXR3	510785	06/01/2023	1,000	1,500	2,000	1,010	1,499	2,002	1.004x - 10.466	0.999
B84	SKC	224-PCXR3	508333	06/01/2023	1,000	1,500	2,000	997	1,495	1,991	0.996x + 1.260	1.000
B85	SKC	224-PCXR3	505757	06/01/2023	1,000	1,500	2,000	994	1,502	1,998	1.005x - 13.844	1.000
B86	SKC	224-PCXR3	512625	03/01/2023	1,000	1,500	2,000	1,013	1,503	2,004	1.001x - 0.726	0.999
B87	SKC	224-PCXR3	504324	03/01/2023	1,000	1,500	2,000	998	1,496	2,000	1.000x - 1.109	1.000
B88	SKC	224-PCXR3	508307	03/01/2023	1,000	1,500	2,000	996	1,498	1,994	0.996x + 1.532	1.000
B89	SKC	224-PCXR3	509860	04/01/2023	1,000	1,500	2,000	1,000	1,499	2,003	1.008x - 15.156	1.000
B90	SKC	224-PCXR3	508366	04/01/2023	1,000	1,500	2,000	993	1,508	1,999	1.006x - 12.512	1.000
B91	SKC	224-PCXR3	510919	04/01/2023	1,000	1,500	2,000	1,000	1,498	1,996	0.990x + 8.719	1.000
B92	SKC	224-PCXR3	510987	04/01/2023	1,000	1,500	2,000	1,002	1,501	1,999	1.000x + 0.299	1.000
B93	SKC	224-PCXR3	509845	04/01/2023	1,000	1,500	2,000	995	1,496	2,004	1.009x - 16.979	1.000
B94	SKC	224-PCXR8	A127871	03/01/2023	1,000	1,500	2,000	1,000	1,500	2,002	1.007x - 19.105	0.999
B95	SKC	224-PCXR8	A127921	03/01/2023	1,000	1,500	2,000	993	1,502	2,001	1.015x - 30.898	0.999
B96	SKC	224-PCXR8	A127942	03/01/2023	1,000	1,500	2,000	998	1,498	1,995	0.998x - 1.485	1.000
B97	SKC	224-PCXR8	A127955	03/01/2023	1,000	1,500	2,000	1,003	1,501	2,003	1.011x - 20.356	0.999
B98	SKC	224-PCXR8	A127956	03/01/2023	1,000	1,500	2,000	1,000	1,500	2,000		



บริษัท เอส.พี.เอส. คอนซัลติ้ง เซอร์วิส จำกัด
S.P.S. CONSULTING SERVICE CO., LTD.
7 ซอยพหลโยธิน 24 ถนนพหลโยธิน แขวงจอมพล เขตจตุจักร กรุงเทพฯ 10900
7 Soi Phaholyothin 24, Phaholyothin Rd., Jompol, Chatuchak, Bangkok 10900
Tel : (662) 939-4370-72, Fax : (662) 513-4221, E-mail : sale@spscon.com, www.spscon.com

Personal Pump Calibration Report

Calibration Method : Dry Cal Primary Flowmeter

Model : Defender 510-H

S/N : 136164

Environmental Conditions

Temperature : 25 \pm 3 $^{\circ}$ C
Pressure : 1010 \pm 15 mmbar

Personal Pump Data				Calibration Data								
No.	Brand	Model	Serial No.	Date	Flow Rate (ml/min)						Value From Calibration Curve	
					Setting			Actual (Q std.)				
					1	2	3	1	2	3	y	R ²
R01	SKC	224-PCXR4	602467	03/01/2023	1,000	1,500	2,000	993	1,508	2,004	1.008x - 13.936	0.999
R02	SKC	224-PCXR4	626450	06/01/2023	1,000	2,000	3,000	998	1,499	1,990	0.989x + 12.268	1.000
R03	SKC	224-PCXR4	691592	06/01/2023	1,000	1,500	2,000	1,003	1,500	2,004	1.011x - 21.761	0.999
R04	SKC	224-PCXR4	691672	06/01/2023	1,000	1,500	2,000	996	1,493	1,995	0.997x - 1.563	1.000
R05	SKC	224-PCXR4	798470	06/01/2023	1,000	1,500	2,000	993	1,505	1,999	1.014x - 31.752	0.999
R06	SKC	224-PCXR4	798456	06/01/2023	1,000	1,500	2,000	993	1,498	1,994	1.003x - 8.555	1.000
R07	SKC	224-PCXR4	798480	04/01/2023	1,000	1,500	2,000	994	1,490	1,999	1.007x - 16.073	1.000
R08	SKC	224-PCXR4	883215	04/01/2023	1,000	1,500	2,000	1,011	1,501	2,005	0.999x + 3.207	1.000
R09	SKC	224-PCXR4	034650	04/01/2023	1,000	1,500	2,000	991	1,504	2,002	1.018x - 35.900	0.999
R10	SKC	224-PCXR4	091765	04/01/2023	1,000	1,500	2,000	997	1,512	1,994	0.999x + 0.977	1.000
R11	SKC	224-PCXR4	091763	03/01/2023	1,000	1,500	2,000	1,000	1,499	2,002	1.013x - 25.119	0.999
R12	SKC	224-PCXR4	091568	03/01/2023	1,000	1,500	2,000	997	1,501	1,999	1.001x - 4.906	1.000
R13	SKC	224-PCXR4	091638	03/01/2023	1,000	1,500	2,000	1,002	1,499	1,994	0.992x + 9.636	1.000
R14	SKC	224-PCXR4	091764	03/01/2023	1,000	1,500	2,000	994	1,502	1,999	1.014x - 30.212	0.999
R15	SKC	224-PCXR8	529457	03/01/2023	1,000	1,500	2,000	1,001	1,500	2,004	1.006x - 11.941	1.000
R16	SKC	224-PCXR8	529643	05/01/2023	1,000	1,500	2,000	998	1,497	1,994	1.000x - 4.686	1.000
R17	SKC	224-PCXR8	529645	05/01/2023	1,000	1,500	2,000	994	1,509	2,000	1.015x - 30.731	0.999
R18	SKC	224-PCXR8	566756	05/01/2023	1,000	1,500	2,000	991	1,498	1,998	1.001x - 6.840	1.000
R19	SKC	224-PCXR8	566802	05/01/2023	1,000	1,500	2,000	1,002	1,499	2,000	1.010x - 21.027	0.999
R20	SKC	224-PCXR8	529089	03/01/2023	1,000	1,500	2,000	991	1,501	2,003	1.020x - 39.916	0.999
R21	SKC	224-PCXR8	665728	03/01/2023	1,000	1,500	2,000	998	1,493	1,999	1.000x - 5.404	1.000
R22	SKC	224-PCXR8	707444	03/01/2023	1,000	1,500	2,000	1,002	1,500	2,002	1.004x - 7.135	1.000
R23	SKC	224-PCXR8	761067	03/01/2023	1,000	1,500	2,000	998	1,494	1,991	0.993x + 4.132	1.000
R24	SKC	224-PCXR8	707893	04/01/2023	1,000	1,500	2,000	996	1,505	2,000	1.008x - 17.553	0.999
R25	SKC	224-PCXR8	761052	04/01/2023	1,000	1,500	2,000	1,010	1,499	1,993	0.984x + 23.464	1.000
R26	SKC	224-PCXR8	707956	04/01/2023	1,000	1,500	2,000	1,002	1,500	2,004	1.009x - 15.842	1.000
R27	SKC	224-PCXR8	707398	04/01/2023	1,000	1,500	2,000	996	1,503	2,001	1.005x - 13.449	1.000
R28	SKC	224-PCXR8	707461	04/01/2023	1,000	1,500	2,000	1,004	1,500	2,002	1.010x - 19.288	0.999
R29	SKC	224-PCXR8	707402	03/01/2023	1,000	1,500	2,000	1,004	1,493	1,991	0.988x + 14.167	1.000
R30	SKC	224-PCXR8	093811	03/01/2023	1,000	1,500	2,000	1,000	1,495	1,994	0.996x + 1.922	1.000
R31	SKC	224-PCXR8	093183	03/01/2023	1,000	1,500	2,000	1,001	1,501	2,001	1.002x - 3.618	1.000
R32	SKC	224-PCXR8	671950	03/01/2023	1,000	1,500	2,000	998	1,498	1,994	0.995x + 4.970	1.000
R33	SKC	224-PCXR4	626254	03/01/2023	1,000	1,500	2,000	995	1,502	1,999	1.014x - 31.070	0.999
R34	SKC	224-PCXR4	626131	03/01/2023	1,000	1,500	2,000	1,002	1,498	2,004	1.006x - 11.810	1.000
R35	SKC	224-PCXR8	707460	03/01/2023	1,000	1,500	2,000	999	1,498	1,995	0.994x + 6.669	1.000
R36	SKC	224-PCXR8	707446	03/01/2023	1,000	1,500	2,000	1,004	1,499	2,001	1.009x - 18.036	0.999
R37	SKC	224-PCXR8	707432	03/01/2023	1,000	1,500	2,000	996	1,499	1,998	1.000x - 2.070	1.000
R38	SKC	224-PCXR8	707349	03/01/2023	1,000	1,500	2,000	996	1,500	2,001	1.004x - 9.345	1.000
R39	SKC	224-PCXR8	761095	03/01/2023	1,000	1,500	2,000	1,001	1,496	1,994	0.995x - 8.555	1.000



บริษัท เอส.พี.เอส. คอนซัลติ้ง เซอร์วิส จำกัด
S.P.S. CONSULTING SERVICE CO., LTD.
 7 ซอยพหลโยธิน 24 ถนนพหลโยธิน แขวงจอมพล เขตจตุจักร กรุงเทพฯ 10900
 7 Soi Phaholyothin 24, Phaholyothin Rd., Jompol, Chatuchak, Bangkok 10900
 Tel : (662) 939-4370-72, Fax : (662) 513-4221, E-mail : sale@spscon.com, www.spscon.com

Personal Pump Calibration Report

Calibration Method : Dry Cal Primary Flowmeter

Model : Defender 510-H

S/N : 136164

Environmental Conditions

Temperature : 25 \pm 3 $^{\circ}$ C
 Pressure : 1010 \pm 15 mmbar

Personal Pump Data				Calibration Data								
No.	Brand	Model	Serial No.	Date	Flow Rate (ml/min)						Value From Calibration Curve	
					Setting			Actual (Q std.)				
					1	2	3	1	2	3	y	R²
R40	SKC	224-PCXR4	612753	05/01/2023	1,000	1,500	2,000	1,001	1,502	2,003	1.012x - 23.564	0.999
R41	SKC	224-PCXR4	626140	05/01/2023	1,000	1,500	2,000	992	1,509	2,001	1.017x - 32.442	0.999
R42	SKC	224-PCXR4	626463	05/01/2023	1,000	1,500	2,000	998	1,493	1,999	1.001x - 2.963	1.000
R43	SKC	224-PCXR4	626129	05/01/2023	1,000	1,500	2,000	1,003	1,501	2,003	1.010x - 18.945	0.999
R44	SKC	224-PCXR4	602753	05/01/2023	1,000	1,500	2,000	1,002	1,496	1,993	0.995x + 2.529	1.000
R45	SKC	224-PCXR4	626137	05/01/2023	1,000	1,500	2,000	992	1,505	2,002	1.019x - 37.408	0.999



CERTIFICATE No : 20M2735

REFERENCE No : 56381-1

PAGE : 1 OF 2

Certificate of Calibration

EQUIPMENT : DIGITAL BALANCE

MANUFACTURER : METTLER TOLEDO

MODEL : XS105

SERIAL No : 1126422905


ID No : BA 05/50

CONDITION AS RECEIVED : USED ITEM

SUBMITTED BY : S.P.S. CONSULTING SERVICE CO., LTD.
7 SOI PHAHOLYOTHIN 24, PHAHOLYOTHIN RD.,
JOMPOL, CHATUCHAK, BANGKOK 10900

CALIBRATED BY : TETNITHI W.

CALIBRATION DATE : 20-Mar-20

APPROVED BY : 
PONGSAK J.

ISSUED DATE : 26-Mar-20

RECEIVED DATE : 20-Mar-20



CERTIFICATE No : 20M2735

PAGE : 2 OF 2

Calibration Report

EQUIPMENT : DIGITAL BALANCE MODEL : XS105
MANUFACTURER : METTLER TOLEDO S/N : 1126422905
ID No : BA 05/50 RECEIVED DATE : 20-Mar-20
AIR PRESSURE : 1011mbar \pm 1mbar CALIBRATION DATE : 20-Mar-20
AMBIENT TEMPERATURE : 20° C \pm 1° C RELATIVE HUMIDITY : 53 %RH \pm 10 % RH

CONDITION OF THIS RESULTS OF CALIBRATION

1. THIS INSTRUMENT WAS CALIBRATED BY ACCORDING TO UKAS LAB 14 EDITION 4:2006 BY USING KNOWN WEIGHT STANDARD WEIGHT. THE BALANCE WAS ADJUSTED USING INTERNAL WEIGHT TO ADJUST. THE BALANCE HAS NO ZERO TRACKING FUNCTION. REPEATABILITY WAS MEASURED BY USING 10 REPEATED MEASUREMENTS. LINEARITY WAS MEASURED COVERING 10 POINTS, EVENLY SPREAD OVER THE RANGE. THE INSTRUMENT WAS SET ZERO BEFORE PERFORMING THE LINEARITY TEST. OFF-CENTER LOADING WAS MEASURED BY USING STANDARD WEIGHTS PLACED ON THE PAN AND MOVED TO VARIOUS POSITIONS ON THE PAN. THE INTERNAL WEIGHT WAS CHECKED BY USING

2. REFERENCE STANDARD INSTRUMENTS :-

INSTRUMENT	MODEL	SERIAL No	CERTIFICATE No	DUE DATE
1) STANDARD WEIGHT SET	E2	QK-I-151	SM9/2562	23-Jan-21
2) STANDARD WEIGHT	E2	15843	SM9/2562	23-Jan-21

3. THIS RESULT WAS FOUND ACCURATE AS SHOWN ON DATE AND PLACE OF CALIBRATION ONLY.

4. THIS RESULT EXCLUDE LONG TERM STABILITY OF THE UNIT UNDER CALIBRATION.

5. THIS CERTIFICATE IS TRACEABLE TO THE INTERNATIONAL SYSTEM OF UNIT MAINTAINED AT:-

- NATIONAL INSTITUTE OF METROLOGY (THAILAND) THROUGH CENTRAL BUREAU OF WEIGHTS&MEASURES

RESULT OF CALIBRATION :- WITHOUT ADJUSTMENT

1. ZERO SETTING FUNCTION : NORMAL

2. TARE FUNCTION : NORMAL

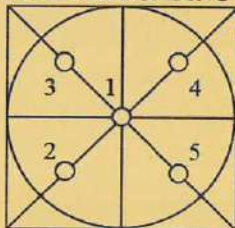
3. REPEATABILITY OF READING AT 20 g WAS 0 g

4. REPEATABILITY OF READING AT 100 g WAS 0 g

5. DEPARTURE FROM NOMINAL VALUE/ LINEARITY

NOMINAL VALUE (g)	BALANCE READING (g)	CORRECTION (g)	UNCERTAINTY (\pm g)
0.00	0.00000	0.00000	0.000030
0.02	0.02000	0.00000	0.000030
0.10	0.10000	0.00000	0.000030
0.20	0.20000	0.00000	0.000031
0.50	0.50001	-0.00001	0.000031
1.00	1.00000	0.00000	0.000060
2.00	2.00000	0.00000	0.000058
5.00	5.00000	0.00000	0.000063
10.00	10.00000	0.00000	0.000067
20.00	20.00000	0.00000	0.000073
50.00	50.0000	0.0000	0.00013
100.00	100.0000	0.0000	0.00019
120.00	120.0001	-0.0001	0.00022

6. OFF CENTER LOADING ERROR



POINT	READING (g)	
1	20.00000	50.0000
2	20.00000	50.0000
3	20.00000	50.0001
4	20.00000	50.0000
5	20.00000	50.0000
OFF-CENTER LOADING	0.00000	0.0001

7. INTERNAL WEIGHT ERROR :-0.00003333333320229 g

NOTE: THIS CALIBRATION WAS CARRIED OUT AT THE CUSTOMER'S PLACE AT LABORATORY AREA

THE REPORTED UNCERTAINTY OF MEASUREMENT WAS BASED ON A STANDARD UNCERTAINTY MULTIPLIED BY A COVERAGE FACTOR $k=2$, PROVIDING A LEVEL OF CONFIDENCE APPROXIMATELY 95%.

END OF CALIBRATION REPORT

ระดับเสียงในสถานประกอบการ

THAILAND INSTITUTE OF SCIENTIFIC AND TECHNOLOGICAL RESEARCH (TISTR)

Request No. 21-66/0413

MTC No. EEL. BP. 109/0366

CALIBRATION CERTIFICATE

Submitted by : S.P.S. Consulting Service Co.,Ltd.

Address : 7 Soi Phaholyothin 24, Phaholyothin Road, Jompol, Chatuchak, Bangkok 10900.

Calibrated at : Electrical and Electronic Standards Laboratory, Industrial Metrology and Testing Service Centre.
: Soi 1C, Bangpoo Industrial Estate, Sukhumvit Rd., Muang, Samutprakan 10280.

Instrument Calibrated :

Description : Sound Calibrator

Manufacturer : ACO

Model : 2127

Serial No. : 130006

Ambient Environment

Temperature : $(23 \pm 3) ^\circ\text{C}$

Relative Humidity : $(50 \pm 15) \%$

Ambient Pressure : $(101.325 \pm 1.500) \text{ kPa}$

Standards used : 1. Digital Function Synthesizer NF Electronic DF-193A S/N 122037.
2. Measuring Amplifier Bruel&Kjaer 2636 S/N 1537484.
3. Programmable Attenuator Tamagawa TPA-303A S/N OF 2214.
4. Digital Multimeter Agilent 34401A S/N MY44005560.
5. Pressure Transmitter Vaisala PTB202AD S/N T0650001.
6. Audio Analyzer Keithley 2015-P S/N 4106495.
7. Condenser Microphone Bruel&Kjaer 4180 S/N 2889871.

Calibration Procedure: CP-102-04 based on IEC 60942-2003. The sound pressure level of instrument was measured by standard microphone using an insert voltage technique.

This instrument has been calibrated against standards maintained at Electrical and Electronic Standards Laboratory (EEL), which are traceable to the International System of Units through the National Institute of Metrology (Thailand).

The information on actual reading is attached herewith and the uncertainty limits quoted refer to the measured values only.

Date of Receipt : 27 Mar. 2023

Date of Calibration : 29 Mar. 2023

1 / 2

The results relate only to the items tested/calibrated or value assigned.

Advertising the Report/Certificate and publicity of the results except in full are prohibited unless written permission is obtained from the governor of TISTR.

FM.BL.MTC.002 Rev.4

Head Office
35 Mu 3 Tambon Khlong Ha, Amphoe Khlong Luang,
Changwat Pathumthani 12120, Thailand
Tel. (66) 0 2577 9000
Fax. (66) 0 2577 9009
E-mail : rumpai@tistr.or.th Website:www.tistr.or.th

Office/Laboratory
Soi 1C, Bangpoo Industrial Estate, Sukhumvit Road,
Amphoe Muang, Changwat Samutprakan 10280, Thailand
Tel. (66) 0 2323 1672-80 ext. 115, 116
Fax. (66) 0 2323 9165
E-mail : mtc@tistr.or.th

Office
196 Phahonyothin Road, Chatuchak, Bangkok 10900,
Thailand
Tel. (66) 0 2579 1121-30 ext. 5219, 5225, 5217
Fax. (66) 0 2579 8592
E-mail : sumalee@tistr.or.th

THAILAND INSTITUTE OF SCIENTIFIC AND TECHNOLOGICAL RESEARCH (TISTR)

Request No. 21-66/0413

MTC No. EEL. BP. 109/0366

The reported expanded uncertainty is based upon a standard uncertainty multiplied by a coverage factor $k = 2$, providing a level of confidence of approximately 95%.

Nominal Output of Unit Under Test = 94 dB re 20 μ Pa at 1000 Hz

Acoustic Output in dB re 20 μ Pa, Corrected to Reference Conditions : 101.325 kPa, 23.0°C and 50 %RH

1. Sound Pressure Level

Standard Microphone Type	Measured Sound Pressure Level (dB)	Deviated value (dB)	Uncertainty (dB)	Tolerance limit IEC60942:2003 Class 1
1/2 inch Bruel&Kjaer 4180	93.94	-0.06	± 0.10	± 0.40 dB

2. Frequency

Standard Microphone Type	Measured Frequency (Hz)	Deviated value (Hz)	Uncertainty (Hz)	Tolerance limit IEC60942:2003 Class 1
1/2 inch Bruel&Kjaer 4180	999.9	-0.1	± 1.5	$\pm 1.0\%$

3. Total distortion

Standard Microphone Type	Measured Total distortion (%)	Uncertainty (%)	Tolerance limit IEC60942:2003 Class 1
1/2 inch Bruel&Kjaer 4180	1.80	± 0.50	$\pm 3.0\%$

Note : 1. No adjustment.

2. The calibrator pressure correction was not included.

3. The microphone volume correction was not included.

Calibrated by :


(Mr. Weerachai Deechaiyae)

Approved by :


(Mr. Prawate Kluaypa)
Director

Electrical and Electronic Standards Laboratory

Industrial Metrology and Testing Service Centre

Date of Calibration : 29 Mar. 2023

Date of Issue : 30 Mar. 2023

Ref : 2011266032701228001

End of Certificate

2 / 2

The results relate only to the items tested/calibrated or value assigned.

Advertising the Report/Certificate and publicity of the results except in full are prohibited unless written permission is obtained from the governor of TISTR.

FM.BL.MTC.002 Rev.4



บริษัท เอส.พี.เอส. คอนซัลติ้ง เซอร์วิส จำกัด
S.P.S. CONSULTING SERVICE CO., LTD.
7 ซอยพหลโยธิน 24 ถนนพหลโยธิน แขวงจอมพล เขตจตุจักร กรุงเทพฯ 10900
7 Soi Phaholyothin 24, Phaholyothin Rd., Jompol, Chatuchak, Bangkok 10900
Tel : (662) 939-4370-72, Fax : (662) 513-4221, E-mail : sale@spscon.com., www.spscon.com

Noise B_059/23

Sound Level Meter Calibration Report

Acoustic Calibrator Data

Brand	ACO	Number	AC 03/56
Model	2127	Serial No.	130006
Calibration Range	94 dB, 1000 Hz	Last Calibration	28 April 2022
		Due Date	28 April 2023

Calibration Data

Sound Level Meter Data				Calibration Data		
SLM No.	Brand	Model	Serial No.	Date	Actual Reading [dB]	
					Before Adjustment	After Adjustment
ACO-B18	ACO	6236	00172048	18 February 2023	94.0	94.0
ACO-B33	ACO	6236	00182015	18 February 2023	94.1	94.0
ACO-B43	ACO	6236	00192034	18 February 2023	94.0	94.0
Acoustic Certified Value : Thailand Institute of Scientific and Technological Research (TISTR)					93.93 \pm 0.10 dB	



บริษัท เอส.พี.เอส. คอนซัลติ้ง เซอร์วิส จำกัด
S.P.S. CONSULTING SERVICE CO., LTD.
7 ซอยพหลโยธิน 24 ถนนพหลโยธิน แขวงจอมพล เขตจตุจักร กรุงเทพฯ 10900
7 Soi Phaholyothin 24, Phaholyothin Rd., Jompol, Chatuchak, Bangkok 10900
Tel : (662) 939-4370-72, Fax : (662) 513-4221, E-mail : sale@spscon.com, www.spscon.com

Noise B_059_1/23

Sound Level Meter Calibration Report

Acoustic Calibrator Data

Brand	CIRRUS	Number	AC-CR01/63
Model	CR515	Serial No.	92002
Calibration Range	94 dB, 1000 Hz	Last Calibration	19 March 2022
		Due Date	19 March 2023

Calibration Data

Sound Level Meter Data				Calibration Data		
SLM No.	Brand	Model	Serial No.	Date	Actual Reading [dB]	
					Before Adjustment	After Adjustment
CR-B10	Cirrus	CR161B	G301407	18 February 2023	94.0	94.0
Acoustic Certified Value : Thailand Institute of Scientific and Technological Research (TISTR)					93.99 ± 0.10 dB	



บริษัท เอส.พี.เอส. คอนซัลติ้ง เซอร์วิส จำกัด
S.P.S. CONSULTING SERVICE CO., LTD.
7 ซอยพหลโยธิน 24 ถนนพหลโยธิน แขวงจตุจักร เขตจตุจักร กรุงเทพฯ 10900
7 Soi Phaholyothin 24, Phaholyothin Rd., Jompol, Chatuchak, Bangkok 10900
Tel : (662) 939-4370-72, Fax : (662) 513-4221, E-mail : sale@spscon.com, www.spscon.com

Noise B_158/23

Sound Level Meter Calibration Report

Acoustic Calibrator Data

Brand	ACO	Number	AC 03/56
Model	2127	Serial No.	130006
Calibration Range	94 dB, 1000 Hz	Last Calibration	29 March 2023
		Due Date	29 March 2024

Calibration Data

Sound Level Meter Data				Calibration Data		
SLM No.	Brand	Model	Serial No.	Date	Actual Reading [dB]	
					Before Adjustment	After Adjustment
ACO-B07	ACO	6236	00142004	16 April 2023	94.1	94.0
ACO-B12	ACO	6236	00152081	16 April 2023	94.1	94.0
ACO-B13	ACO	6236	00152084	16 April 2023	93.9	94.0
ACO-B25	ACO	6236	00182006	16 April 2023	94.0	94.0
Acoustic Certified Value : Thailand Institute of Scientific and Technological Research (TISTR)					93.94 ± 0.10 dB	




บริษัท เอส.พี.เอส. คอนซัลติ้ง เซอร์วิส จำกัด
S.P.S. CONSULTING SERVICE CO., LTD.
7 ซอยพหลโยธิน 24 ถนนพหลโยธิน แขวงจอมพล เขตจตุจักร กรุงเทพฯ 10900
7 Soi Phaholyothin 24, Phaholyothin Rd., Jompol, Chatuchak, Bangkok 10900
Tel : (662) 939-4370-72, Fax : (662) 513-4221, E-mail : sale@spscor.com, www.spscor.com

Noise B_241/23

Sound Level Meter Calibration Report

Acoustic Calibrator Data						
Brand	ACO			Number	AC 03/56	
Model	2127			Serial No.	130006	
Calibration Range	94 dB, 1000 Hz			Last Calibration	29 March 2023	
				Due Date	29 March 2024	

Calibration Data						
Sound Level Meter Data					Calibration Data	
SLM No.	Brand	Model	Serial No.	Date	Actual Reading [dB]	
					Before Adjustment	After Adjustment
ACO-B46	ACO	6236	00222305	05 June 2023	94.1	94.0
Acoustic Certified Value : Thailand Institute of Scientific and Technological Research (TISTR)					93.94 ± 0.10 dB	



ปริมาณเสียงสะสมแบบติดตัวบุคคล



THAILAND INSTITUTE OF SCIENTIFIC AND TECHNOLOGICAL RESEARCH (TISTR)

Request No. 21-66/0064

MTC No. EEL. BP. 1/1165

CALIBRATION CERTIFICATE

Submitted by : S.P.S.Consulting Service Co., Ltd.

Address : 7 Soi Phaholyothin 24, Phaholyothin Rd., Jompol, Chatuchak, Bangkok, 10900.

Calibrated at : Electrical and Electronic Standards Laboratory, Industrial Metrology and Testing Service Centre.
Soi 1C, Bangpoo Industrial Estate, Sukhumvit Rd., Muang, Samutprakan 10280.

Instrument Calibrated :

Description : Noise Dosimeter

Manufacturer : Svantek

Model : SV-104IS

Serial No. : 80831

Ambient Environment

Temperature : $(23 \pm 3) ^\circ\text{C}$

Relative Humidity : $(50 \pm 15) \%$

Ambient Pressure : $(101.325 \pm 1.5) \text{ kPa}$

Standards used :

Multifunction Acoustic Calibrator Brüel&Kjær 4226 S/N 2810358 with Coupler UA0915 S/N 2810358.

Calibration Procedure :

This instrument was calibrated by using calibration procedure no CP-102-01, which was based on IEC 61672-3 Electroacoustics - Sound Level Meters - Part 3 : Periodic tests (2006). This calibration procedure was related to the acoustical signal test of frequency weightings using a multifunction acoustic calibrator.

This instrument has been calibrated against standards maintained at the Electrical and Electronic Standards Laboratory (EEL), which are traceable to the International System of Units through the National Institute of Metrology (Thailand).

The information on actual reading is attached herewith and the uncertainty limits quoted refer to the measured values only.

The reported expanded uncertainty is based upon a standard uncertainty multiplied by a coverage factor $k=2$, providing a level of confidence of approximately 95%.

Date of Receipt : 1 Nov. 2022

Date of Calibration : 7 Nov. 2022

1 / 2

G. Sany

The results relate only to the items tested/calibrated or value assigned.

Advertising the Report/Certificate and publicity of the results except in full are prohibited unless written permission is obtained from the governor of TISTR.

FM.BL.MTC.002 Rev.4

Head Office

35 Mu 3 Tambon Khlong Ha, Amphoe Khlong Luang,
Changwat Pathumthani 12120, Thailand

Tel. (66) 0 2577 9000

Fax. (66) 0 2577 9009

E-mail : rumpai@tistr.or.th Website:www.tistr.or.th

Office/Laboratory

Soi 1C, Bangpoo Industrial Estate, Sukhumvit Road,
Amphoe Muang, Changwat Samutprakan 10280, Thailand

Tel. (66) 0 2323 1672-80 ext. 115, 116

Fax. (66) 0 2323 9165

E-mail : mtc@tistr.or.th

Office

196 Phahonyothin Road, Chatuchak, Bangkok 10900,
Thailand

Tel. (66) 0 2579 1121-30 ext. 5219, 5225, 5217

Fax. (66) 0 2579 8592

E-mail : sumalee@tistr.or.th

Request No. 21-66/0064


MTC No. EEL. BP. 1/1165

Acoustic signal test of frequency weightings

Frequency (Hz)	Deviation from response curve		Uncertainty (±dB)	Tolerance Limits Class 2 (±dB)
	A-weighting (dB)	C-weighting (dB)		
125	0.2	0.1	0.25	2.0
1 000	-0.1	-0.2	0.25	1.4
4 000	-0.2	-0.3	0.25	3.6

- Note :
- 1) There was no adjustment.
 - 2) The calibration was performed at a sound pressure level of 114 dB.
 - 3) The measured values did not include the correction of microphone of UUT.
 - 4) The deviation was produced from the absolute difference between the measured values and the responding sound pressure levels in IEC 61672-1 (2002).

Calibrated by :


.....
(Mr. Sanaey Grajang)

Approved by :


.....
(Mr. Prawate Kluaypa)
Director

Electrical and Electronic Standards Laboratory
Industrial Metrology and Testing Service Centre

Ref : 2011265110104700001

Date of Calibration : 7 Nov. 2022

Date of Issue : 8 Nov. 2022

2 / 2

End of Certificate

The results relate only to the items tested/calibrated or value assigned.
Advertising the Report/Certificate and publicity of the results except in full are prohibited unless written permission is obtained from the governor of TISTR.

FM.BL.MTC.002 Rev.4

Head Office

35 Mu 3 Tambon Khlong Ha, Amphoe Khlong Luang,
Changwat Pathumthani 12120, Thailand
Tel. (66) 0 2577 9000
Fax. (66) 0 2577 9009
E-mail : rumpai@tistr.or.th Website:www.tistr.or.th

Office/Laboratory

Soi 1C, Bangpoo Industrial Estate, Sukhumvit Road,
Amphoe Muang, Changwat Samutprakan 10280, Thailand
Tel. (66) 0 2323 1672-80 ext. 115, 116
Fax. (66) 0 2323 9165
E-mail : mtc@tistr.or.th

Office

196 Phahonyothin Road, Chatuchak, Bangkok 10900,
Thailand
Tel. (66) 0 2579 1121-30 ext. 5219, 5225, 5217
Fax. (66) 0 2579 8592
E-mail : sumalee@tistr.or.th



THAILAND INSTITUTE OF SCIENTIFIC AND TECHNOLOGICAL RESEARCH (TISTR)

Request No. 21-66/0064

MTC No. EEL. BP. 2/1165

CALIBRATION CERTIFICATE

Submitted by : S.P.S.Consulting Service Co., Ltd.

Address : 7 Soi Phaholyothin 24, Phaholyothin Rd., Jompol, Chatuchak, Bangkok, 10900.

Calibrated at : Electrical and Electronic Standards Laboratory, Industrial Metrology and Testing Service Centre.
Soi 1C, Bangpoo Industrial Estate, Sukhumvit Rd., Muang, Samutprakan 10280.

Instrument Calibrated :

Description : Noise Dosimeter

Manufacturer : Svantek

Model : SV-104IS

Serial No. : 80832

Ambient Environment

Temperature : $(23 \pm 3) ^\circ\text{C}$

Relative Humidity : $(50 \pm 15) \%$

Ambient Pressure : $(101.325 \pm 1.5) \text{ kPa}$

Standards used :

Multifunction Acoustic Calibrator Brüel&Kjær 4226 S/N 2810358 with Coupler UA0915 S/N 2810358.

Calibration Procedure :

This instrument was calibrated by using calibration procedure no CP-102-01, which was based on IEC 61672-3 Electroacoustics - Sound Level Meters - Part 3 : Periodic tests (2006). This calibration procedure was related to the acoustical signal test of frequency weightings using a multifunction acoustic calibrator.

This instrument has been calibrated against standards maintained at the Electrical and Electronic Standards Laboratory (EEL), which are traceable to the International System of Units through the National Institute of Metrology (Thailand).

The information on actual reading is attached herewith and the uncertainty limits quoted refer to the measured values only.

The reported expanded uncertainty is based upon a standard uncertainty multiplied by a coverage factor $k=2$, providing a level of confidence of approximately 95%.

Date of Receipt : 1 Nov. 2022

Date of Calibration : 7 Nov. 2022

1 / 2

Ch. Sommy

The results relate only to the items tested/calibrated or value assigned.

Advertising the Report/Certificate and publicity of the results except in full are prohibited unless written permission is obtained from the governor of TISTR.

FM.BL.MTC.002 Rev.4

Head Office

35 Mu 3 Tambon Khlong Ha, Amphoe Khlong Luang,
Changwat Pathumthani 12120, Thailand

Tel. (66) 0 2577 9000

Fax. (66) 0 2577 9009

E-mail : rumpai@tistr.or.th Website:www.tistr.or.th

Office/Laboratory

Soi 1C, Bangpoo Industrial Estate, Sukhumvit Road,
Amphoe Muang, Changwat Samutprakan 10280, Thailand

Tel. (66) 0 2323 1672-80 ext. 115, 116

Fax. (66) 0 2323 9165

E-mail : mtc@tistr.or.th

Office

196 Phahonyothin Road, Chatuchak, Bangkok 10900,
Thailand

Tel. (66) 0 2579 1121-30 ext. 5219, 5225, 5217

Fax. (66) 0 2579 8592

E-mail : sumalee@tistr.or.th

Request No. 21-66/0064


MTC No. EEL. BP. 2/1165

Acoustic signal test of frequency weightings

Frequency (Hz)	Deviation from response curve		Uncertainty (+dB)	Tolerance Limits Class 2 (+dB)
	A-weighting (dB)	C-weighting (dB)		
125	-0.4	-1.5	0.25	2.0
1 000	0.0	-0.3	0.25	1.4
4 000	0.1	-0.1	0.25	3.6

- Note :
- 1) There was no adjustment.
 - 2) The calibration was performed at a sound pressure level of 114 dB.
 - 3) The measured values did not include the correction of microphone of UUT.
 - 4) The deviation was produced from the absolute difference between the measured values and the responding sound pressure levels in IEC 61672-1 (2002).

Calibrated by :


.....
(Mr. Sanaey Grajang)

Approved by :



.....
(Mr. Prawate Kluaypa)
Director

Electrical and Electronic Standards Laboratory
Industrial Metrology and Testing Service Centre

Ref : 2011265110104700002

Date of Calibration : 7 Nov. 2022

Date of Issue : 8 Nov. 2022

2 / 2

End of Certificate

The results relate only to the items tested/calibrated or value assigned.
Advertising the Report/Certificate and publicity of the results except in full are prohibited unless written permission is obtained from the governor of TISTR.

FM.BL.MTC.002 Rev.4

Head Office

35 Mu 3 Tambon Khlong Ha, Amphoe Khlong Luang,
Changwat Pathumthani 12120, Thailand
Tel. (66) 0 2577 9000
Fax. (66) 0 2577 9009
E-mail : rumpai@tistr.or.th Website:www.tistr.or.th

Office/Laboratory

Soi 1C, Bangpoo Industrial Estate, Sukhumvit Road,
Amphoe Muang, Changwat Samutprakan 10280, Thailand
Tel. (66) 0 2323 1672-80 ext. 115, 116
Fax. (66) 0 2323 9165
E-mail : mtc@tistr.or.th

Office

196 Phahonyothin Road, Chatuchak, Bangkok 10900,
Thailand
Tel. (66) 0 2579 1121-30 ext. 5219, 5225, 5217
Fax. (66) 0 2579 8592
E-mail : sumalee@tistr.or.th



THAILAND INSTITUTE OF SCIENTIFIC AND TECHNOLOGICAL RESEARCH (TISTR)

Request No. 21-66/0064

MTC No. EEL. BP. 3/1165

CALIBRATION CERTIFICATE

Submitted by : S.P.S.Consulting Service Co., Ltd.

Address : 7 Soi Phaholyothin 24, Phaholyothin Rd., Jompol, Chatuchak, Bangkok, 10900.

Calibrated at : Electrical and Electronic Standards Laboratory, Industrial Metrology and Testing Service Centre.
Soi 1C, Bangpoo Industrial Estate, Sukhumvit Rd., Muang, Samutprakan 10280.

Instrument Calibrated :

Description : Noise Dosimeter

Manufacturer : Svantek

Model : SV-104IS

Serial No. : 80834

Ambient Environment

Temperature : $(23 \pm 3) ^\circ\text{C}$

Relative Humidity : $(50 \pm 15) \%$

Ambient Pressure : $(101.325 \pm 1.5) \text{ kPa}$

Standards used :

Multifunction Acoustic Calibrator Brüel&Kjær 4226 S/N 2810358 with Coupler UA0915 S/N 2810358.

Calibration Procedure :

This instrument was calibrated by using calibration procedure no CP-102-01, which was based on IEC 61672-3 Electroacoustics - Sound Level Meters - Part 3 : Periodic tests (2006). This calibration procedure was related to the acoustical signal test of frequency weightings using a multifunction acoustic calibrator.

This instrument has been calibrated against standards maintained at the Electrical and Electronic Standards Laboratory (EEL), which are traceable to the International System of Units through the National Institute of Metrology (Thailand).

The information on actual reading is attached herewith and the uncertainty limits quoted refer to the measured values only.

The reported expanded uncertainty is based upon a standard uncertainty multiplied by a coverage factor $k=2$, providing a level of confidence of approximately 95%.

Date of Receipt : 1 Nov. 2022

Date of Calibration : 7 Nov. 2022

1 / 2

Gr. Samy

The results relate only to the items tested/calibrated or value assigned.

Advertising the Report/Certificate and publicity of the results except in full are prohibited unless written permission is obtained from the governor of TISTR.

FM.BL.MTC.002 Rev.4

Head Office

35 Mu 3 Tambon Khlong Ha, Amphoe Khlong Luang,
Changwat Pathumthani 12120, Thailand

Tel. (66) 0 2577 9000

Fax. (66) 0 2577 9009

E-mail : rumpai@tistr.or.th Website:www.tistr.or.th

Office/Laboratory

Soi 1C, Bangpoo Industrial Estate, Sukhumvit Road,
Amphoe Muang, Changwat Samutprakan 10280, Thailand

Tel. (66) 0 2323 1672-80 ext. 115, 116

Fax. (66) 0 2323 9165

E-mail : mtc@tistr.or.th

Office

196 Phahonyothin Road, Chatuchak, Bangkok 10900,
Thailand

Tel. (66) 0 2579 1121-30 ext. 5219, 5225, 5217

Fax. (66) 0 2579 8592

E-mail : sumalee@tistr.or.th

Request No. 21-66/0064


MTC No. EEL. BP. 3/1165

Acoustic signal test of frequency weightings

Frequency (Hz)	Deviation from response curve		Uncertainty (±dB)	Tolerance Limits Class 2 (±dB)
	A-weighting (dB)	C-weighting (dB)		
125	-0.1	-0.5	0.25	2.0
1 000	-0.1	-0.2	0.25	1.4
4 000	0.3	0.3	0.25	3.6

- Note :
- 1) There was no adjustment.
 - 2) The calibration was performed at a sound pressure level of 114 dB.
 - 3) The measured values did not include the correction of microphone of UUT.
 - 4) The deviation was produced from the absolute difference between the measured values and the responding sound pressure levels in IEC 61672-1 (2002).

Calibrated by :


.....
(Mr. Sanaey Grajang)

Approved by :



.....
(Mr. Prawate Kluaypa)
Director

Electrical and Electronic Standards Laboratory
Industrial Metrology and Testing Service Centre

Ref : 2011265110104700003

Date of Calibration : 7 Nov. 2022

Date of Issue : 8 Nov. 2022

2 / 2

End of Certificate

The results relate only to the items tested/calibrated or value assigned.

Advertising the Report/Certificate and publicity of the results except in full are prohibited unless written permission is obtained from the governor of TISTR.

FM.BL.MTC.002 Rev.4

Head Office

35 Mu 3 Tambon Khlong Ha, Amphoe Khlong Luang,
Changwat Pathumthani 12120, Thailand
Tel. (66) 0 2577 9000
Fax. (66) 0 2577 9009
E-mail : rumpai@tistr.or.th Website:www.tistr.or.th

Office/Laboratory

Soi 1C, Bangpoo Industrial Estate, Sukhumvit Road,
Amphoe Muang, Changwat Samutprakan 10280, Thailand
Tel. (66) 0 2323 1672-80 ext. 115, 116
Fax. (66) 0 2323 9165
E-mail : mtc@tistr.or.th

Office

196 Phahonyothin Road, Chatuchak, Bangkok 10900,
Thailand
Tel. (66) 0 2579 1121-30 ext. 5219, 5225, 5217
Fax. (66) 0 2579 8592
E-mail : sumalee@tistr.or.th



THAILAND INSTITUTE OF SCIENTIFIC AND TECHNOLOGICAL RESEARCH (TISTR)

Request No. 21-66/0064

MTC No. EEL. BP. 4/1165

CALIBRATION CERTIFICATE

Submitted by : S.P.S.Consulting Service Co., Ltd.

Address : 7 Soi Phaholyothin 24, Phaholyothin Rd., Jompol, Chatuchak, Bangkok, 10900.

Calibrated at : Electrical and Electronic Standards Laboratory, Industrial Metrology and Testing Service Centre.
Soi 1C, Bangpoo Industrial Estate, Sukhumvit Rd., Muang, Samutprakan 10280.

Instrument Calibrated :

Description : Noise Dosimeter

Manufacturer : Svanitek

Model : SV-104IS

Serial No. : 80875

Ambient Environment

Temperature : $(23 \pm 3) ^\circ\text{C}$

Relative Humidity : $(50 \pm 15) \%$

Ambient Pressure : $(101.325 \pm 1.5) \text{ kPa}$

Standards used :

Multifunction Acoustic Calibrator Brüel&Kjær 4226 S/N 2810358 with Coupler UA0915 S/N 2810358.

Calibration Procedure :

This instrument was calibrated by using calibration procedure no CP-102-01, which was based on IEC 61672-3 Electroacoustics - Sound Level Meters - Part 3 : Periodic tests (2006). This calibration procedure was related to the acoustical signal test of frequency weightings using a multifunction acoustic calibrator.

This instrument has been calibrated against standards maintained at the Electrical and Electronic Standards Laboratory (EEL), which are traceable to the International System of Units through the National Institute of Metrology (Thailand).

The information on actual reading is attached herewith and the uncertainty limits quoted refer to the measured values only.

The reported expanded uncertainty is based upon a standard uncertainty multiplied by a coverage factor $k=2$, providing a level of confidence of approximately 95%.

Date of Receipt : 1 Nov. 2022

Date of Calibration : 7 Nov. 2022

1 / 2

The results relate only to the items tested/calibrated or value assigned.

Advertising the Report/Certificate and publicity of the results except in full are prohibited unless written permission is obtained from the governor of TISTR.

FM.BL.MTC.002 Rev.4

Head Office

35 Mu 3 Tambon Khlong Ha, Amphoe Khlong Luang,
Changwat Pathumthani 12120, Thailand
Tel. (66) 0 2577 9000
Fax. (66) 0 2577 9009
E-mail : rumpai@tistr.or.th Website:www.tistr.or.th

Office/Laboratory

Soi 1C, Bangpoo Industrial Estate, Sukhumvit Road,
Amphoe Muang, Changwat Samutprakan 10280, Thailand
Tel. (66) 0 2323 1672-80 ext. 115, 116
Fax. (66) 0 2323 9165
E-mail : mtc@tistr.or.th

Office

196 Phahonyothin Road, Chatuchak, Bangkok 10900,
Thailand
Tel. (66) 0 2579 1121-30 ext. 5219, 5225, 5217
Fax. (66) 0 2579 8592
E-mail : sumalee@tistr.or.th

Request No. 21-66/0064

MTC No. EEL. BP. 4/1165

Acoustic signal test of frequency weightings

Frequency (Hz)	Deviation from response curve		Uncertainty (±dB)	Tolerance Limits Class 2 (±dB)
	A-weighting (dB)	C-weighting (dB)		
125	0.0	-0.1	0.25	2.0
1 000	-0.1	-0.2	0.25	1.4
4 000	0.2	0.2	0.25	3.6

- Note :**
- 1) There was no adjustment.
 - 2) The calibration was performed at a sound pressure level of 114 dB.
 - 3) The measured values did not include the correction of microphone of UUT.
 - 4) The deviation was produced from the absolute difference between the measured values and the responding sound pressure levels in IEC 61672-1 (2002).

Calibrated by :

G. Sanaey
.....
(Mr. Sanaey Grajang)

Approved by :

Prawate Kluaypa
.....
(Mr. Prawate Kluaypa)
Director

Electrical and Electronic Standards Laboratory

Industrial Metrology and Testing Service Centre

Ref : 2011265110104700004

Date of Calibration : 7 Nov. 2022

Date of Issue : 8 Nov. 2022

2 / 2

End of Certificate

The results relate only to the items tested/calibrated or value assigned.

Advertising the Report/Certificate and publicity of the results except in full are prohibited unless written permission is obtained from the governor of TISTR.

FM.BL.MTC.002 Rev.4

Head Office

35 Mu 3 Tambon Khlong Ha, Amphoe Khlong Luang,
Changwat Pathumthani 12120, Thailand
Tel. (66) 0 2577 9000
Fax. (66) 0 2577 9009
E-mail : rumpai@tistr.or.th Website:www.tistr.or.th

Office/Laboratory

Soi 1C, Bangpoo Industrial Estate, Sukhumvit Road,
Amphoe Muang, Changwat Samutprakan 10280, Thailand
Tel. (66) 0 2323 1672-80 ext. 115, 116
Fax. (66) 0 2323 9165
E-mail : mtc@tistr.or.th

Office

196 Phahonyothin Road, Chatuchak, Bangkok 10900,
Thailand
Tel. (66) 0 2579 1121-30 ext. 5219, 5225, 5217
Fax. (66) 0 2579 8592
E-mail : sumalee@tistr.or.th



บริษัท เอส.พี.เอส. คอนซัลติ้ง เซอร์วิส จำกัด
S.P.S. CONSULTING SERVICE CO., LTD.
7 ซอยพหลโยธิน 24 ถนนพหลโยธิน แขวงจอมพล เขตจตุจักร กรุงเทพฯ 10900
7 Soi Phaholyothin 24, Phaholyothin Rd., Jompol, Chatuchak, Bangkok 10900
Tel : (662) 939-4370-72, Fax : (662) 513-4221, E-mail : sale@spscon.com, www.spscon.com

Noise Dose B_060/22

Noise Dose Meter Calibration Report

Acoustic Calibrator Data						
Brand	SVANTEK			Number	SV 06/62	
Model	SV34			Serial No.	33139	
Calibration Range	114 dB, 1000 Hz			Last Calibration	19 September 2022	
				Due Date	19 September 2023	
Calibration Data						
Sound Level Meter Data				Calibration Data		
SLM No.	Brand	Model	Serial No.	Date	Actual Reading [dB]	
					Before Adjustment	After Adjustment
NMD-B19	SVANTEK	SV-104IS	106124	18 February 2023	113.6	113.6
NMD-B20	SVANTEK	SV-104IS	106131	18 February 2023	113.6	113.6
Acoustic Certified Value : Thailand Institute of Scientific and Technological Research (TISTR)					113.63± 0.10 dB	



บริษัท เอส.พี.เอส. คอนซัลติ้ง เซอร์วิส จำกัด
S.P.S. CONSULTING SERVICE CO., LTD.
7 ซอยพหลโยธิน 24 ถนนพหลโยธิน แขวงจอมพล เขตจตุจักร กรุงเทพฯ 10000
7 Soi Phaholyothin 24, Phaholyothin Rd., Jompol, Chatuchak, Bangkok 10900
Tel : (662) 939-9370-72 Fax : (662) 513-4221 E-mail : sale@spscon.com, www.spscon.com

Noise Dose B_159/23


Noise Dose Meter Calibration Report

Acoustic Calibrator Data

Brand	SVANTEK	Number	SV 06/62
Model	SV34	Serial No.	33139
Calibration Range	114 dB, 1000 Hz	Last Calibration	19 September 2022
		Due Date	19 September 2023

Calibration Data

Sound Level Meter Data				Calibration Data		
SLM No.	Brand	Model	Serial No.	Date	Actual Reading [dB]	
					Before Adjustment	After Adjustment
NMD-B11	SVANTEK	SV-104IS	80831	16 April 2023	113.6	113.6
NMD-B12	SVANTEK	SV-104IS	80832	16 April 2023	113.6	113.6
NMD-B13	SVANTEK	SV-104IS	80834	16 April 2023	113.6	113.6
NMD-B14	SVANTEK	SV-104IS	80875	16 April 2023	113.6	113.6
NMD-B15	SVANTEK	SV-104IS	80880	16 April 2023	113.6	113.6
Acoustic Certified Value : Thailand Institute of Scientific and Technological Research (TISTR)					113.63± 0.10 dB	





บริษัท เอส.พี.เอส. คอนซัลติ้ง เซอร์วิส จำกัด

S.P.S. CONSULTING SERVICE CO., LTD.

7 ซอยพหลโยธิน 24 ถนนพหลโยธิน แขวงจตุจักร เขตจตุจักร กรุงเทพฯ 10900

7 Soi Phaholyothin 24, Phaholyothin Rd., Jompol, Chatuchak, Bangkok 10900

Tel : (662) 939-4370-72 Fax : (662) 513-4221 E-mail : sale@spscn.com www.spscn.com

Noise Dose B_240/23

Noise Dose Meter Calibration Report

Acoustic Calibrator Data

Brand SVANTEK

Number SV 06/62

Model SV34

Serial No. 33139

Calibration Range 114 dB, 1000 Hz

Last Calibration 19 September 2022

Due Date 19 September 2023

Calibration Data

Sound Level Meter Data

Calibration Data

SLM No.	Brand	Model	Serial No.	Date	Actual Reading [dB]	
					Before Adjustment	After Adjustment
NMD-B20	SVANTEK	SV-104IS	106131	05 June 2023	113.5	113.6
Acoustic Certified Value : Thailand Institute of Scientific and Technological Research (TISTR)					113.63± 0.10 dB	